PRODUCT CATALOGUE 2026

JBC Tools

Soldering and rework solutions

Complete English product range of JBC: soldering stations, hot air and rework, automatic feed and automation, accessories and cartridges. Compiled from the official JBC brochures.

Supplied in Hungary and the region by
InterElectronic Hungary Kft.
sales@interelectronic.com ·
www.interelectronic.com

InterElectronic

Contents

STATIONS

Station Guide: all JBC soldering stations 3
NEXUS Compact series 14
NEXUS Air series 16
Compact line 18
Nano stations 21
Heavy duty station 24
B-iron 27

REWORK

Hot air stations 30
JNA high precision hot air 33
Nano rework shop 36
Preheaters 39
DT530 angled desoldering iron 42

AUTOMATIC FEED AND AUTOMATION

Automatic feed soldering station 45
ALE250 automatic feed soldering iron 49
SF solder feeder 52
CDE soldering assistant 55
SDR smart desktop robot 58
Soldering head for robot 61
PSS 64

ACCESSORIES AND WORKPLACE

Fume extractor 67
Tip cleaning systems 72
Wire stripper stations 75
High precision cutters and tweezers 78
NEXUS SIT soldering iron tester 80

CARTRIDGES (TIPS)

Quick cartridge guide 82
Cartridge guide 84
Cartridge guide for automation 121

Source: jbctools.com, official English brochures, downloaded on 22 November 2026. Specifications are subject to change by the manufacturer.

JBC

The Soldering Co.



Station Guide

Believe in innovation, enjoy the power

A global organization at your service

JBC is a global company with a distributor network spanning 5 continents that guarantees a solid commercial organization with quick and efficient service.

The power of experience

More than 95 years of experience have placed JBC at the technological forefront of tools for soldering and rework operations in electronics. Innovation, efficiency and reliability are the key features of a wide range of products which have been designed to satisfy the most demanding requirements of professionals.

High technology, superior quality

Product perfection is one of the main objectives of JBC's improvement and development program. The R&D department has created the most innovative soldering technologies, which JBC is proud to present in this catalog.

CE
ESD safe

All JBC products comply with CE standards and ESD recommendations.

BORN FOR LEAD FREE

JBC Technology

Most Efficient Soldering System

JBC Stations work with JBC Most Efficient Soldering System, which **recovers tip temperature extremely quickly**. This increases work efficiency and allows the user to work with lower temperatures.

Efficient Temperature Control
Comparative process of 3 solder joints

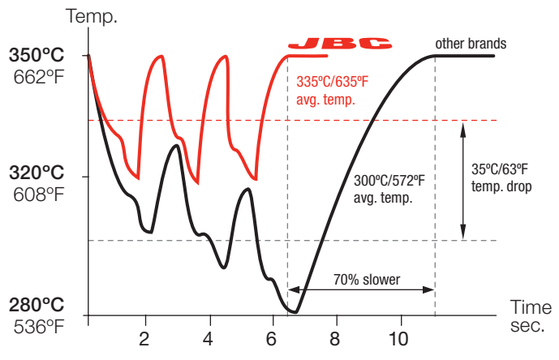

Tips with JBC Technology only drop 30°C (54°F) where others drop as much as 70°C (126°F).

Enhanced Temperature Efficiency ➤ Increased Productivity + Better Quality

Productivity

Short tip-to-sensor distance ensures extremely quick temperature recovery and an **accurate control**.

Heating System Principles
350°C/662°F in 2 seconds

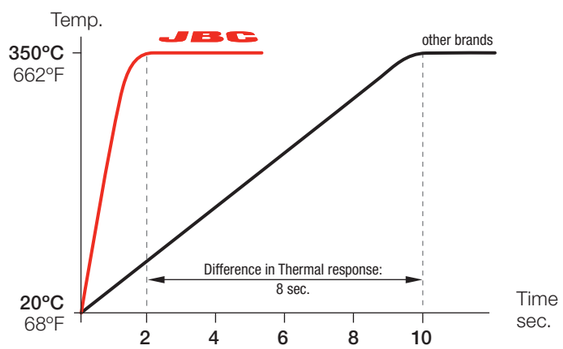

This graph compares JBC C210 Cartridge Range to the equivalent cartridges of the best competitor.

Intelligent Heat Management

Thanks to automatic detection of the tool in the stand, JBC Soldering & Rework Stations allow the tools to enter **Sleep & Hibernation Modes** when not being used. As a result, tip life lasts up to 5 times longer.

Sleep Mode

Sleep Mode **automatically lowers tip temperature** below the solder melting point when the tool rests in the stand. **It prevents the dissolution of the iron tip coating into molten solder.**

Hibernation Mode

After a configurable period of tool inactivity in the stand, the tool enters Hibernation Mode. It **cuts off the power supply**, making the tip reach room temperature, thus **preventing oxidation and saving energy**.

Longer Tip life

Tip life increases exponentially by **using lower temperatures** as shown. Using Sleep Mode, the temperature is further reduced, which **multiplies tip life by 5**.

Sleep & Hibernation Modes

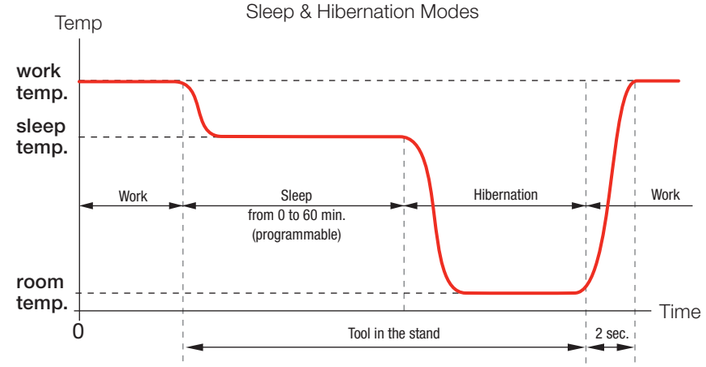

Tip Life 5 Times Longer

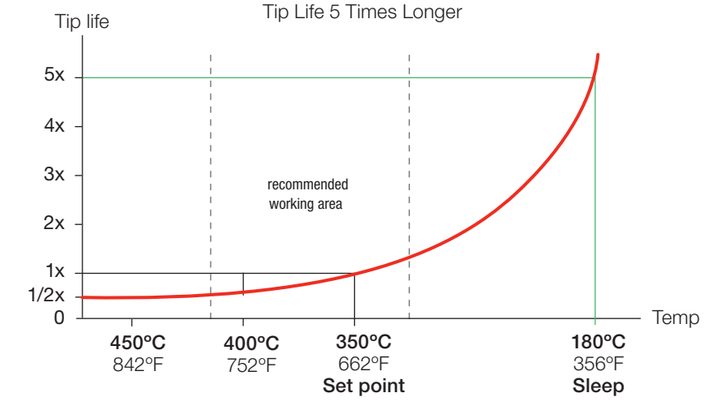

Cartridges with long life & extended tip life

The essential part of the soldering iron is the tip. Therefore, JBC has **over 500 cartridge models of different shapes and sizes** to choose from, depending on each application.
JBC has developed the most advanced technology based on the following principles:

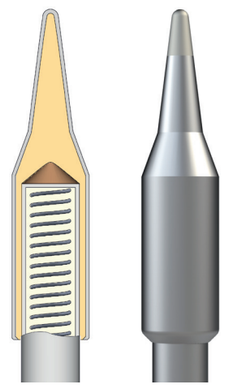

➤ **Excellent Heat Transfer**
The compact element reduces thermal barriers.

➤ **Instantaneous Heating**
A fully-integrated thermal sensor in the heater ensures quick temperature recovery.

➤ **Great Durability**
The intelligent algorithm control program extends tip life.

B.IRON Battery-Powered System

The easiest way of soldering

Control and configure the tool parameters **from any device**

Elevate your possibilities with our new solutions

Cartridge Exchanger & Holder

Quick Cartridge Exchanger System avoids damage of the tips and allows you to have the **cartidges ready for exchange**.

Monitor & control using your own device

By using B.IRON App **from any device**, you can configure and control the system.
You can download the APP from:

GET IT ON Google Play

Download AppStore



Safety Cap

The tool has a **power safe mode that is activated by the use of the cap**. If B.IRON remains idle for more than an hour, it shuts off automatically and can only be turned on again by placing it on its charging tool holder.

Battery-Powered System

Charging your B.IRON is effortless thanks to its **charger integrated in the stand**, which fully charges the tool while resting in Hibernation Mode, preventing tip oxidation.



Tools are designed to perfectly lie in the operator's hand, making the soldering process even **more comfortable**.

JBC The Soldering Co.

New ways to explore and expand your possibilities

Revolutionize your soldering experience with an ergonomic iron designed to provide unique **freedom in usage and versatile functionality** for an optimized performance.



B.NANO *B.TWEEZERS* *B.100* *B.500*

Battery-Powered Stations



B.IRON NANO
Nano Soldering
High-Precision Soldering in hard-to-reach areas.

B.IRON TWEEZERS
Rework
Highest precision when reworking SMDs.

B.IRON 100
Light Soldering
Designed for R&D and individual jobs.

B.IRON 500
Soldering
For electronic production and intensive jobs.



B.IRON DUAL NANO
Nano Soldering
Unparalleled precision on two workbenches simultaneously.

B.IRON REWORK
Rework
Rework SMDs without stopping.

B.IRON DUAL 500
Dual Soldering
Allows continuous work in mass production.

All stations are also available with a tablet.

Compact Stations

A complete Soldering System

Power up your productivity
with our all-in-one stations

Everything you need
in a minimum footprint



Work position

JBC Stations are designed to suit the user's work position. **Tool Holder** and **Cable Collector** are easily **adjustable.**

Quick Cartridge Exchanger and Holder

Save time and **increase productivity** by using **Quick Cartridge Exchanger**, which facilitates fast and safe use of different cartridge geometries. **Cartridge Holder** allows storing up to four cartridges.

Intelligent Heat Managament

The stations incorporate **Sleep & Hibernation Modes**, which lower tip temperature when the tool is placed in the tool holder. As a result, **JBC tips last up to 5 times longer than tips of other brands**.

Communication Station-PC

The incorporation of a USB Connector on all stations and control units allows you to **manage your job remotely from a PC**. The most innovative technology to take your work beyond the station.

Intuitive menu and interface

Fast and easy station configuration. **User-Friendly Menu** allows you to personalize over **20 parameters** to help manage the soldering process. Set temperature limits, check usage counters, lock the station with a PIN or program Sleep & Hibernation Modes.



Tip Cleaning System

Compact Stations feature a tip cleaner with **antisplash membrane** to prevent splashing of solder particles and maintain the work area clean. The most complete **Tip Cleaning System** allows you to choose from three safe methods according to your needs: **metallic wool**, **sponge** or **metal brush**.

JBC
The Soldering Co.

Each station meant for a specific purpose



NT115

CDN
High-Precision Soldering
Designed for **highest-precision jobs** in any micro-soldering application, offering **maximum control working under the microscope**.



T245

T210

CDS
Precision Soldering
Ideal when **working on populated PCBs** or under a magnifying glass.

CDB
Soldering
Suitable for **general electronics applications**.



AP250

CA
Manual-Feed Soldering
Designed for those applications **requiring a free hand**. Ideal for soldering cables, connectors, etc.



AM120

CP
Precision Rework
Ideal for soldering and **reworking SMT chip components**, small/medium SOP and dual in-line components.



DS360

CS
Desoldering
Ideal for **desoldering small THT components and SMD pad cleaning**.



T245

CDEB
Soldering-Assistant
Improve your soldering quality while improving your skills.

Modular System

Build your solution

Stackable modules **save work space**

Fully-compatible tools with all control units

Easy-to-use menu helps work more efficiently

Station Customization
Personalize the station parameters according to your application/needs.

Partial Counters
Register total and partial time for each port, such as work and Sleep & Hibernation Modes in hours.

Peripherals
Connect station ports to pedals and modules, such as desoldering pump, nitrogen flow regulator, etc.

Tool Presets
Set parameters for each tool to automatically apply them.

Graphics
In real time, visualize tip temperature and power delivered to the solder joint during the soldering process.

Communication Station-PC
Manage your stations remotely via PC, export graphics and update the software.

Robot
Automate the soldering process and manage the station via robot.



Modular System Map

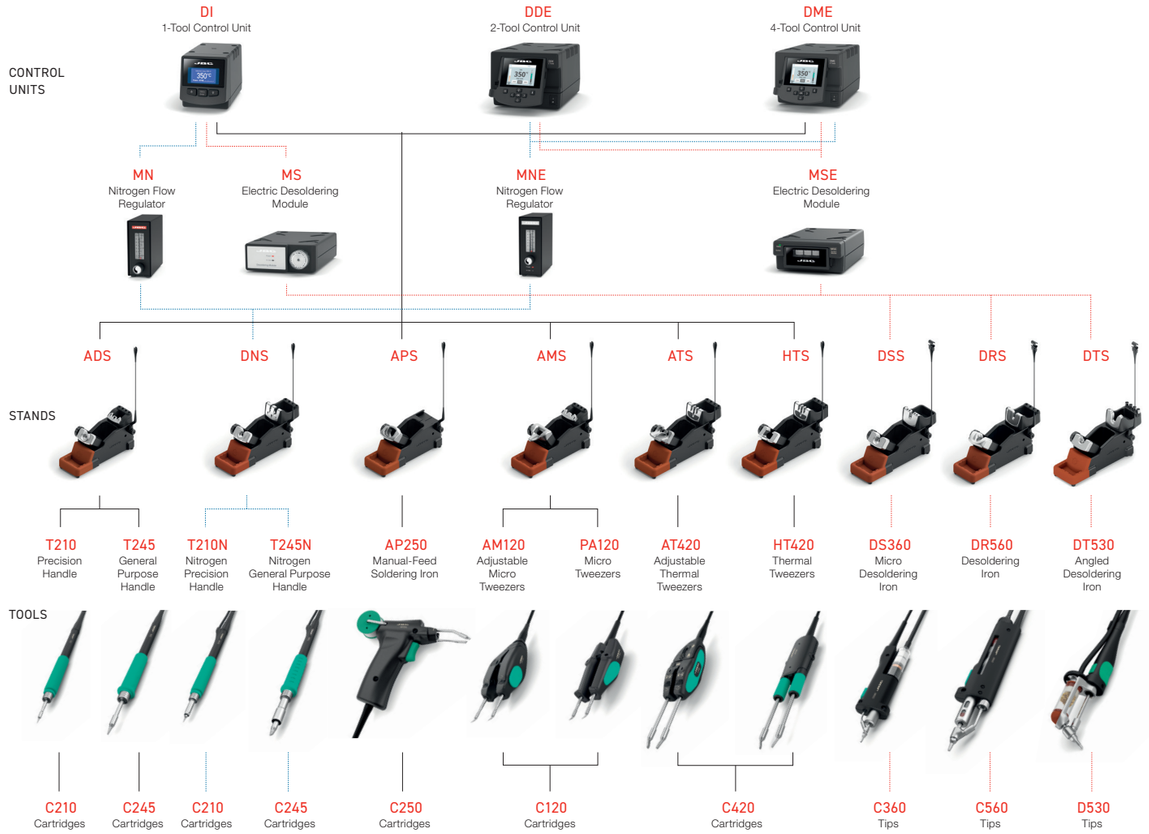

Control Units



DI
1 Tool
DI Control Unit is designed for production and rework **applications with low to medium thermal requirements**.



DDE
2 Tools
DDE Control Unit has **2 ports with an output peak power of 150 W** per port, successfully carrying out the most demanding jobs.



DME
4 Tools
DME Control Unit operates with **4 JBC Tools simultaneously**. DME provides you with extra applications: USB microscope, file storage, unit converter, etc.

Multi-tool Stations

All-purpose solutions based on JBC Modular System

Ensure your **tools are always ready to work**

Up to **150 W per tool**

Optimize work with high performance

Configure tool settings for each port

Rework process with DDE 2-Tool Control Unit



DDPE

Precision Rework

Fast and **precise rework for SMD components and small outline ICs**.



DDSD

Rework with DT530

Ideal for **SMDs, high-power tasks, desoldering through-hole components and removing excess solder.**



DDSE

Rework with DR560

For both **SMD and high-power applications and desoldering through-hole components**.

Handle multiple tasks with DME 4-Tool Control Unit



DMSD

Rework with DT530

Versatile **for SMDs and high-power tasks, ideal for desoldering through-hole components**.



DMSE

Rework with DR560

A solution for **both SMDs and high-power applications, as well as for desoldering**.



RMSD

Rework System with DT530

The **fastest but also the safest option for soldering and rework, including the use of hot air.**



RMSE

Rework System with DR560

It provides the **fastest and safest solution for soldering and rework, including hot air applications**.



DMPSD

Complete Rework with DT530

Perfect for **precise soldering, SMD rework and handling high-power tasks, ensuring efficient desoldering of through-hole components**.



DMPSE

Complete Rework with DR560

Precise soldering, SMD rework and high-power tasks, ensuring efficient through-hole desoldering.

Nano Stations

Designed for offering maximum control working under the magnifying glass

The best solution for soldering and desoldering components such as chips **01005**, **0201**, **0402**, etc.

Nano Stations work with **JBC Most Efficient Soldering System**, which improves the soldering quality

NANE
2-Tool Soldering
The best solution for **soldering SMDs** requiring the highest precision.

It has a peak power of 14 W per tool and more than 30 different cartridge shapes.



NT115 (x2)

NASE
2-Tool Rework
The best solution for **rework SMDs** requiring the highest precision.

It has a peak power of 14 W per tool and more than 30 different cartridge shapes.



AN115 & NT115

High-Precision Hot Air Station

Experience the versatility of JNA thanks to its capacity to rework a wide range of components

Rework SMDs on areas with minimal separation **without affecting nearby components**

Rework a wide range of components using the new bent hot air cartridges

JNA
High-Precision
The perfect combination of **NH Handle** and **Hot Air Cartridges** allows you to direct the heat onto the selected component. Thanks to its design and ergonomics, it enables you to work comfortably under a magnifying glass.



NH

Hot Air Stations

The highest-quality contactless desoldering

Our range of tools allows you to **repair all types of SMDs** quickly and safely

JBC Hot Air Stations have the capability of **controlling precise temperature and airflow**

TESE
Precision
Precision hot air station capable of **reworking small and medium SMDs**. It has a peak power of 300 W and with 2 to 17 SLPM air flow.

An external thermocouple connection for high-precise close-loop control of the component/PCB during the rework process.



TET

JTSE
Power
A high-powered hot air station capable of **reworking all types of SMDs**. It has a peak power of 700 W and with 5 to 50 SLPM air flow.

An external thermocouple connection for high-precise close-loop control of the component/PCB during the rework process.



JTT

SRS
SMD Rework System
SRS SMD Rework System **provides full control over SMD rework processes**.

RWS Rework Arm supports JTT Heater Hose Set, allowing **handsfree operation**.

PHSEK Preheater Set includes PHSE Preheater and PHSS PCB Support.



JTT

Automatic-Feed Stations

Consistently dispense programmed amounts, ensuring uniform soldering joints

Makes soldering components easy, giving the operator **one free hand for more stability** in the soldering process

Work without interruptions makes the process more efficient

ALE
Automatic-Feed Soldering
The ideal solution for the **soldering process requiring high productivity**.

It has a peak power of 150 W.
It features solder wire perforation, allowing better flux flow and outgassing.



ALE250

SF
Automatic Solder-Wire Feeder
Allows **feeding solder wire automatically from any position**.

It features solder wire perforation, allowing better flux flow and outgassing.



SF280

Heavy Duty Stations

Industrial equipment ready to work intensively

250 Watts peak power for **high-thermal demands** and prolonged soldering applications

Used in production of solar panels, multi-layered circuits and **components of large dissipation surfaces**

HDE
Soldering
The **most powerful soldering unit** of the JBC Range.
It has a peak power of 250 W.



T470

HDEK
Rework
Designed to **reduce the soldering time in applications that require a large amount of heat transfer**.
It has a peak power of 250 W.



HT470

Preheaters

Forget about thermal shock

Matchless reliability in **temperature accuracy and control** of the PCBA

3 Work Modes safer and easier with up to 8 thermocouples

Independent work zones to be turned on/off



PHNEK
For PCBs up to 11 x 7 cm / 4 x 3”
The best solution to **rework small PCBAs, such as the ones commonly used in smartphones**.



PHSMK
For PCBs up to 13 x 13 cm / 5 x 5” with PSS
A solution to **rework small / medium PCBAs, such as the ones commonly used in electronics industries**. It features PSS for fast, easy and precise PCB changes.



PHSEK
For PCBs up to 13 x 13 cm / 5 x 5”
Complete solution to **rework small / medium PCBAs, such as the ones commonly used in electronics industries**.



PHBEK
For PCBs up to 36 x 28 cm / 14 x 11”
The best solution to **rework medium / large PCBAs, such as the ones commonly used in laptops or PCB panels**.

PHXLEK
For PCBs up to 51 x 61 cm / 20 x 24”
This is a complete system for preheating **big-sized PCBAs such as communications boards, airplanes, etc.** and ideal for repetitive soldering jobs.



Wire Stripper Stations

High-temperature wire stripping

Wire insulations made of **thermostable materials such as Teflon*, Kapton*, silicone rubber, etc**. from 40 to 14 AWG (0.08 to 1.63 mm / 0.003 to 0.064 in) with temperatures of up to 800ºC / 1470ºF

WSS

High-Temperature Precision

Its improved tweezer design makes it a small, ergonomic, handy and very safe tool, preventing burns even when reaching very high temperatures.



WS140

Tip Cleaning Systems

Invest your time in soldering, not cleaning

Clean the tip in less than a second. With automatic cleaners you **save time and optimize production**

A clean tip is always easier to tin, resulting in higher **quality solder joints**



CLMUP

Automatic with Fiber Brushes (non-metal)

Perform a thorough and **gentle tip cleaning**. Regular usage recommended to improve tip life.



CLMS

Automatic Junior

Improve thermal transfer of the tip in only 1 second. It fits in any work area thanks to its **reduced size and is very easy to maintain**.



CL

Manual

A **complete cleaning system** with splashguard and antisplash membrane to keep the work area clean and free of solder particles.

Fume Extractors

FAE1 is the most effective solution to avoid exposure to solder fumes

FAE1

With FAE1100 for 1 Workbench

FAE1 only operates when soldering and features a unique vacuum system integrated into the stand.

Each arm offers 80 m³/h aspiration, optimizing fume extraction for two workbenches. It surpasses industry standards, ensuring higher air quality and compliance.



Accessories

Work faster, easier and safer with our variety of complements for soldering & desoldering



DPM

Manual Paste Dispenser

Precise dosage for solder paste, adhesive, solder flux, etc. – ideal for SMT rework.



PSS

Multiaxis Rotative PCB Support

Ensures fast and precise PCB handling in any position. Turn your PCB upside-down (180º) in one movement. Designed to simplify your work, with or without preheater.



ESD PRODUCT LINE

ESD Table Mats

Protect the operator and equipment from static electricity discharges by draining the static electricity from objects placed on its surface.



HIGH-PRECISION CUTTERS & TWEEZERS

ESD Precision tools are essential for the electronic and assembly industries. Ready to satisfy all your specifics needs.



TCP

Thermocouple Pointer

For quickly and accurately reading and controlling the surface temperature of PCBs and components.

Cartridge Map

Over **500** Cartridges & **Customized** models

See the **full range** on our website

JBC The Soldering Co.

C115



Stainless steel tip

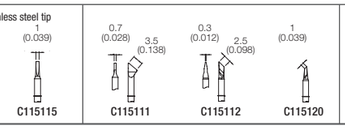

High-Thermal Performance

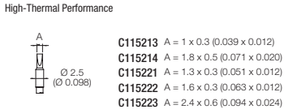

C245

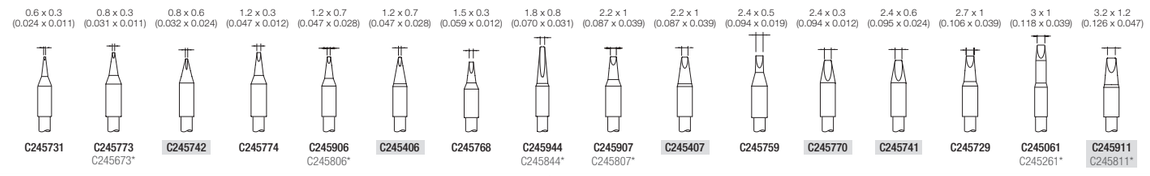

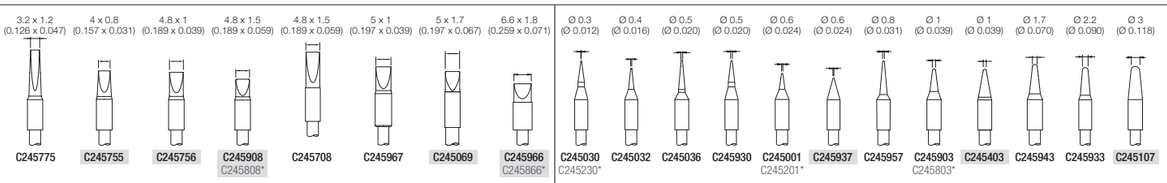

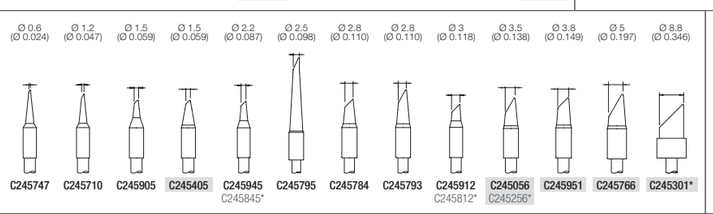

Hoof tip with reduced tinned surface, ideal for touchup

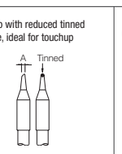

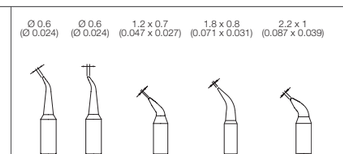

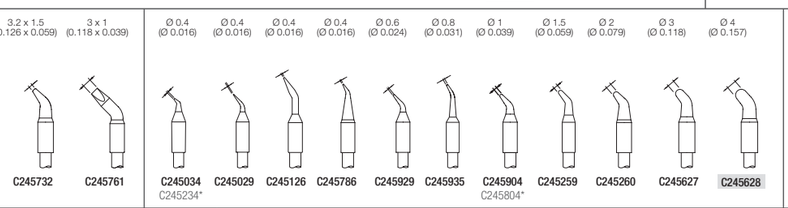

Spoon

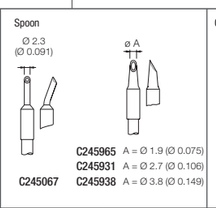

Chip Components

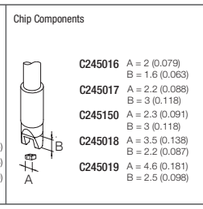

Knife

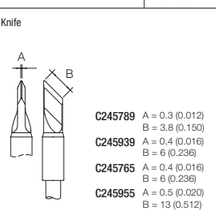

Dual in Line

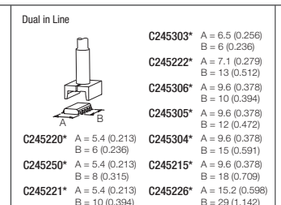

QFP & PLCC

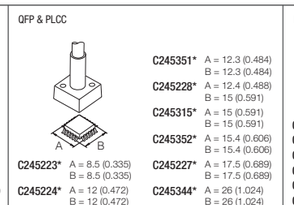

Blade

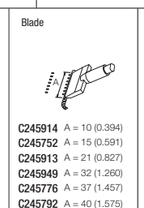

Cartridges with chrome finish, designed for use in plastics

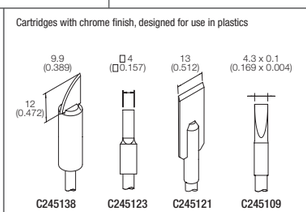

Cartridge with chrome finish, designed for use in plastics

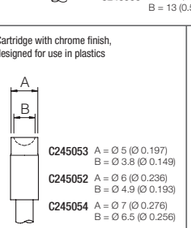

PTFE coated tip

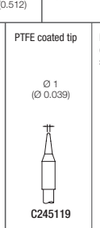

Nickel tip for (High Melting Point) soldering

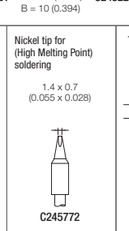

Through-hole and cable soldering

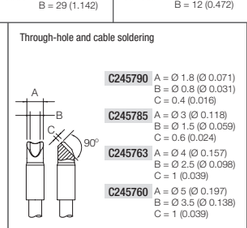

Through-hole drag soldering

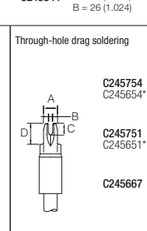

Ideal to reach joints

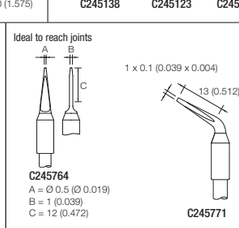

Solder Pot

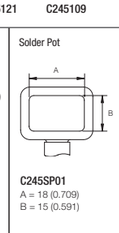

C245E Cartridges have a reinforced protection on the tip that provides a longer life with a small reduction of thermal efficiency.

C245E

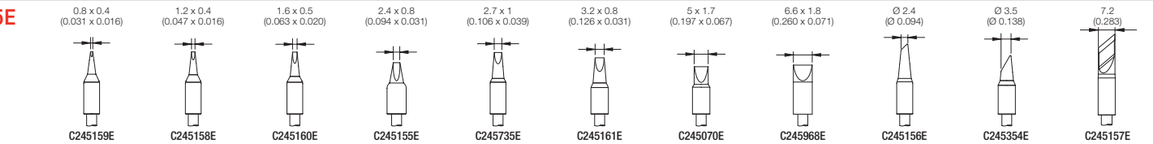

C000000 **High Thermal Efficiency Cartridges: These are characterised by their optimised tip geometries which achieve improved thermal efficiencies of up to 40%.**
C000000* These cartridges are 20mm longer than normal cartridges for easier access to difficult-to-reach joints.

C120

Chip Components

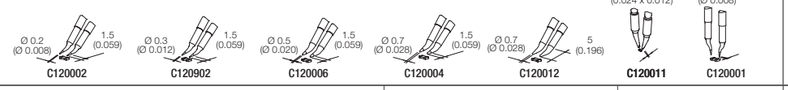

Dual in-line

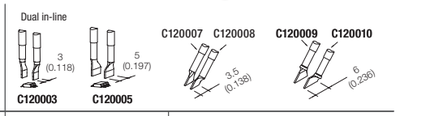

C210

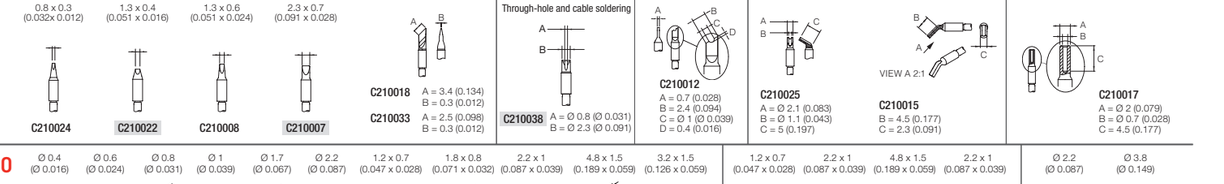

C250

C420

Chip Components

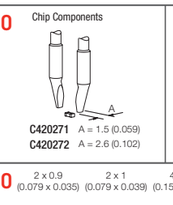

Blade type

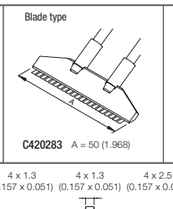

QFP & PLCC

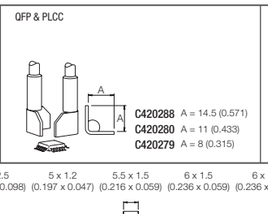

Dual in-line

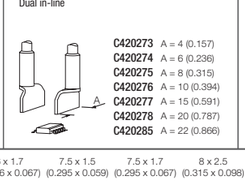

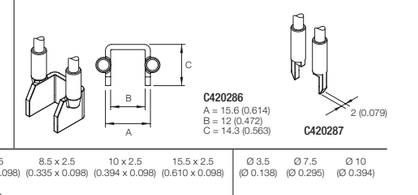

C470

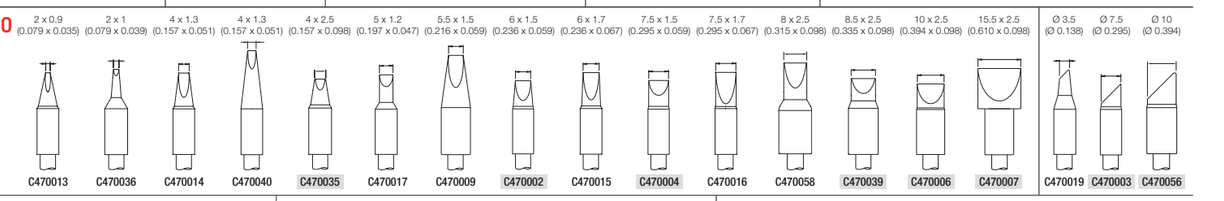

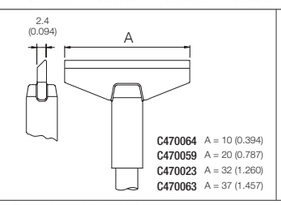

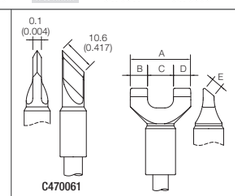

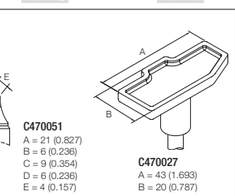

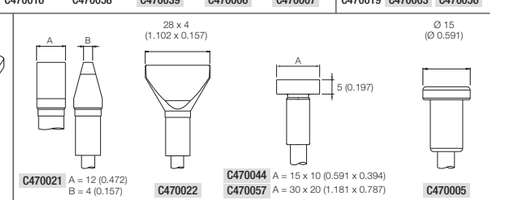

Through-hole and cable soldering

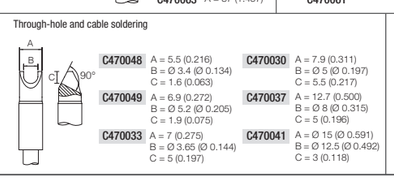

Solder Pot

C360

D530
C560

Pad Cleaners Tips

Standard Life

D530011 A = Ø 1.4 (Ø 0.055) C560011 B = Ø 0.6 (Ø 0.024)

D530012 A = Ø 1.8 (Ø 0.071) C560012 B = Ø 0.8 (Ø 0.031)

Extended Life

D530013 A = Ø 2.7 (Ø 0.106) C560013 B = Ø 1 (Ø 0.039)

millimeters / (inches)

ESD safe

www.jbctools.com |

0036565/0226

Multi-tool Station

NX Compact connects to every tool in the JBC ecosystem through a new universal connector, making changes quick and simple.

Compatible with: nano tools, soldering handles, desoldering irons and tweezers, and B.IRON tools.

NX Compact Stations



NX1010
High-Precision Soldering
with NT115U (x2)



NX1020
High-Precision Rework
with AN115U & NT115U



NX5010
Precision Soldering
with T245U & NT115U



NX3040
Precision Rework
with AM120 & T210U



NX5050
Soldering
with T245U (x2)



NX5071
Rework
with DT530U & T245U

ESD safe

www.jbctools.com |

003658O/1126

JBC
The Soldering Co.

NEXUS
COMPACT SERIES

The first compact multi-tool soldering station on the market



200 W
Total Power

150 W
Tool Peak Power

DUAL-TOOL
Operation

NX COMPACT

More than a tool: power, intelligence, and precision in a single station



Compact Design

Designed under the “All-in-One” concept, it combines the power of modular stations in a compact and elegant format.

- Ergonomic and functional design.
- Ideal for demanding industrial environments.

Precision PowerControl

Automatic temperature offset.

- Manual tip identification.
- ±5 °C (±9 °F) temperature accuracy.

Boost Power Control

Up to 20% faster soldering.

- Dedicated control mode for ground planes.

Technological Innovation

- NFC. Tool identification and configuration.
- WIRELESS CONNECTION. Direct connection from the station to the Cloud.
- BLUETOOTH. Pairing with compatible wireless tools across the ecosystem.
- USB-C. Unified data transfer through a single connector.
- TRACEABILITY. Process recording, traceability, and remote control.

JBC
The Soldering Co.







Broad Tool and Cartridge Compatibility

Cartridge extractor redesigned for faster, safer removal and insertion. Two spring-loaded clamps are pushed open by the cartridge as it is inserted, then close to hold it securely in place.

Compatible with 13 JBC tools, the extractor accepts the seven cartridge families they use, covering:

- High-precision to general-purpose soldering.
- Precision rework and large SMDs.
- Through-hole desoldering, including under the microscope.

Advanced Visualization

Instant access to parameters, temperature and tool status.

- High-definition graphical interface.
- Quick access to essential parameters.

Integrated Cleaning System

The Integrated Tip Cleaner maximizes cartridge durability without interrupting work.

- Automatic system with **maintenance-free sensor**.
- **Reduced cartridge wear**.
- **Cleaner, longer-lasting solder joints**.

Precision & Accuracy

Normal and Precision modes adapt the platform to every task.

- Automatic Hibernation Mode when the tool rests in the stand, lowering tip temperature.
- **Up to 5x longer tip life**.
- Interchangeable stand with a simple plug.

Next-Generation Hot Air Heating Element

High-quality, repeatable soldering starts with process control. The **new laminar airflow delivers heat exactly where it's needed**, protecting surrounding components and providing precise control over:

- Temperature
- Airflow
- Thermal footprint

The result: more consistent results in every rework application.

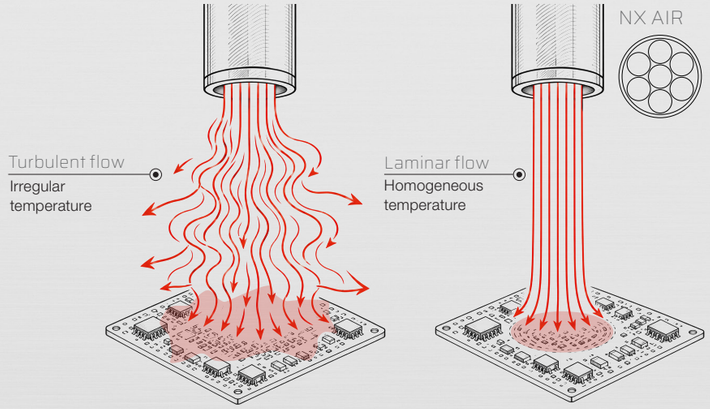

Redesigned Accessories



Nozzles

Nexus Air nozzle interface is redesigned for easier use with the integrated extractor. Custom nozzles can be developed based on the customer's component and process requirements.



Extractor Stand

Keep the extractors, protectors, and tripods neatly organized in a dedicated stand. Everything stays within easy reach, freeing up drawer space for your other accessories.

ESD safe

www.jbctools.com |

0036581/1126

JBC
The Soldering Co.

NEXUS
AIR SERIES

Heat, component handling, and process data together in one workstation



700 W
Hot Air Power

150-550ºC /
302-1022 ºF
Temperature Range

5-50 SLPM
Airflow

NX AIR

Precision, power and control in a new generation of hot air



Precision built in

NX AIR combines JBC's expertise with the most advanced technology in thermal control and airflow management.

Its intelligent system automatically adjusts power, temperature and airflow with maximum precision, ensuring perfect results in every soldering and rework process.

Everything integrated

Its optimized internal architecture integrates the tool, Pick & Place pump, the power supply, and the control electronics into a compact and balanced design.

The result is a lighter, more stable and quieter station, ideal for environments where every centimeter of workspace matters.

Safety by design

The integrated tool keeps electrical contacts out of reach.

Helps meet safety requirements, including UL standards for user protection.

JBC
The Soldering Co.



Process Data & Traceability

A high-resolution 5-inch color touchscreen makes every setting clear and intuitive. The station offers **full traceability of processes and configurations** through:

- USB-C, Wi-Fi, BLE and NFC connectivity.
- **Direct connection to the Cloud**, with no extra hardware.

Control & Protection

Swap nozzles quickly and safely, with no extra tools. The Type K thermocouple adds two modes:

- **Control Mode** uses the temperature measured where the thermocouple is placed to reach the target quickly and consistently.

- **Protection Mode** cuts heater power as soon as the maximum temperature is reached.





Heat, monitor, rework, and trace

The **new ceramic heating element delivers more even heat distribution** and up to twice the lifespan.

- Extended temperature range: 150–550 °C / 302–1022 °F
- Electronically regulated **airflow** from **5 to 50 l/min** for constant precision.
- One-click presets: switch between three saved temperature and airflow settings from the handle.

JBC

The Soldering Co.



Compact Stations

A complete soldering system

Compact Stations

A complete soldering system



Work position

JBC Stations are designed to suit the user's work position. **Tool Holder** and **Cable Collector** are easily **adjustable.**

Quick Cartridge Exchanger and Holder

Save time and **increase productivity** by using **Quick Cartridge Exchanger**, which facilitates fast and safe use of different cartridge geometries. **Cartridge Holder** allows storing up to four cartridges.

Intelligent Heat Managament

The stations incorporate **Sleep & Hibernation Modes**, which lower tip temperature when the tool is placed in the tool holder. As a result, **JBC tips last up to 5 times longer than tips of other brands**.

Communication Station-PC

The incorporation of a USB Connector on all stations and control units allows you to **manage your job remotely from a PC**. The most innovative technology to take your work beyond the station.

Intuitive menu and interface

Fast and easy station configuration. **User-Friendly Menu** allows you to personalize over **20 parameters** to help manage the soldering process. Set temperature limits, check usage counters, lock the station with a PIN or program Sleep & Hibernation Modes.

Tip Cleaning System

Compact Stations feature a tip cleaner with **antisplash membrane** to prevent splashing of solder particles and maintain the work area clean. The most complete **Tip Cleaning System** allows you to choose from three safe methods according to your needs: **metallic wool**, **sponge** or **metal brush**.

Each station meant for a specific purpose



NT115

CDN
High-Precision Soldering
Designed for **highest-precision jobs** in any micro-soldering application, offering **maximum control working under the microscope**.



T210

CDS
Precision Soldering
Ideal when working on populated PCBs or under a magnifying glass.



T245

CDB
Soldering
Suitable for **general electronics applications**.



AP250

CA
Manual-Feed Soldering
Designed for those applications **requiring a free hand**. Ideal for soldering cables, connectors, etc.



AM120

CP
Precision Rework
Ideal for soldering and **reworking SMT chip components**, small/ medium SOP and dual in-line components.



DS360

CS
Desoldering
Ideal for **desoldering small THT components and SMD pad cleaning**.

JBC Technology

Most Efficient Soldering System

JBC Stations work with JBC Most Efficient Soldering System, which **recovers tip temperature extremely quickly.** This increases work efficiency and allows the user to work with lower temperatures.

Heating System Principles

350ºC/662ºF in 2 seconds

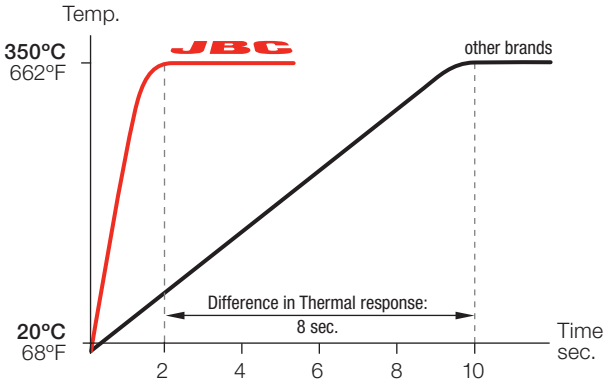

This graph compares JBC C210 Cartridge Range to the equivalent cartridges of the best competitor.

Efficient Temperature Control

Comparative process of 3 solder joints

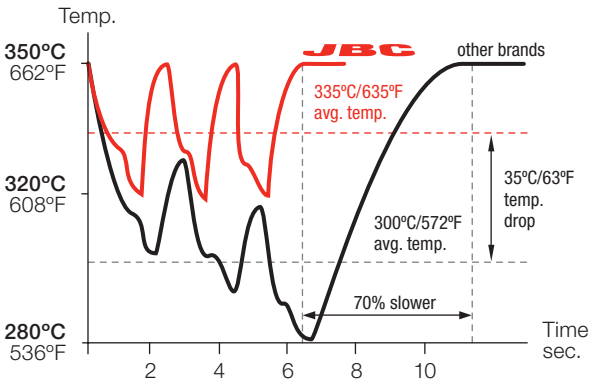

Tips with JBC Technology only drop 30ºC (54ºF) where others drop as much as 70ºC (126ºF).

Intelligent Heat Management

Thanks to automatic detection of the tool in the stand, JBC Soldering & Rework Stations allow the tools to enter **Sleep & Hibernation Modes** when not being used. As a result, tip life lasts up to 5 times longer.

Sleep

Sleep Mode **automatically lowers tip temperature** below the solder melting point when the tool rests in the stand. **It prevents the dissolution of the tip iron coating into molten solder.**

Hibernation

After a configurable period of tool inactivity in the stand, the tool enters Hibernation Mode.
It **cuts off the power supply** making the tip reach room temperature thus **preventing oxidation and saving energy.**

Longer Tip life

Tip life increases exponentially by **using lower temperatures** as shown. Using Sleep Mode, the temperature is further reduced, which **multiplies tip life by 5.**

Sleep & Hibernation Modes

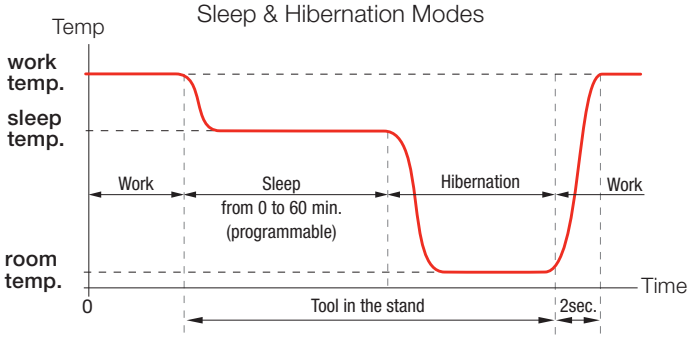

Tip life up to 5x longer

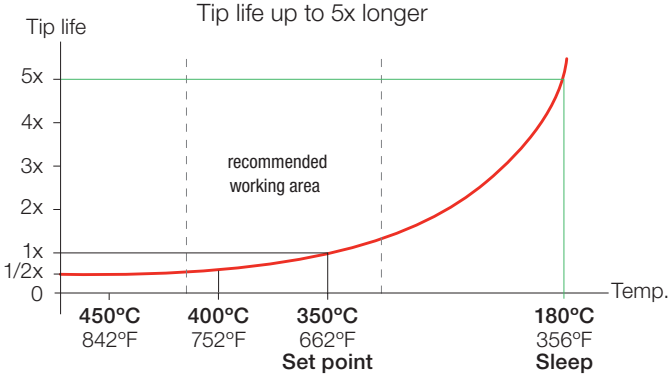

JBC

The Soldering Co.



Nano Stations

When the highest precision is your priority

Nano Stations Rework beyond limits

Designed for highest precision applications offering maximum control working under the magnifying glass.

- The best solution for **soldering and desoldering very small-sized components** such as chips 01005, 0201, 0402, etc.
- JBC has become the **best choice for electronics professionals**.
- Nano Stations work with JBC Most Efficient Soldering System, which **improves the soldering quality**.



Intuitive menu and interface

The menu is **intuitive and easy to use** thanks to the improved interface usability.

It allows you to personalize over 20 parameters to help manage the soldering process. Set temperature limits, check usage counters, lock the station parameters with a PIN or program **Hibernation Mode**.

The working screen shows the **selected tool** with its corresponding port, the **working temperature** of the tip and the **power** indicator at a glance.

Cleaning & exchanger set (x2)

It consists of a **Tip Cleaning Stand** and a **Quick Cartridge Exchanger** which can be used single-handedly.

Each set can accommodate a different cleaning system and allows you to organize cartridges according to the job. This means you **save time** and **increase productivity**.

The cleaning & exchanger sets are **replaceable** and can be easily emptied.



High-precision tools

NT115 Nano Handle and **AN115 Adjustable Nano Tweezers** are light and ergonomic.

The short-distance tip-to-grip provides greater manual control of the tool, including when using a microscope. The grip also offers a soft and comfortable feel and prevents the fingers from sliding down.

The adjusting system of the nano tweezers guarantees that the cartridges are vertically aligned.



Intelligent Heat Management

When the tool is placed back in the stand, **Hibernation Mode** is automatically activated. The power is cut off and the tip cools down to room temperature, **increasing tip life by more than 5 times**.



Communication

Connect your station via USB cable to a PC and get to control and trace your soldering production. Peripherals can also be directly connected.

- **USB Connection** - Software updates, export graphics and manage station parameters.
- **FAE / Robot Connector** - automatically activate fume extraction when the tools are in use or remotely control the station using an RS-232 connection with JBC Robot protocol.
- **Pedal** - make the tool enter **Hibernation Mode** by pushing down the pedal.

Cartridges for Nano Tools

C115 Cartridge Range

CONICAL

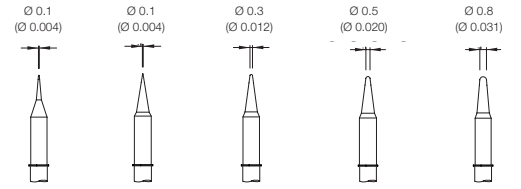

C115126 C115101 C115103 C115106 C115107

CONICAL BENT

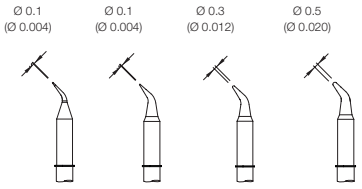

C115124 C115118 C115105 C115110

BEVEL

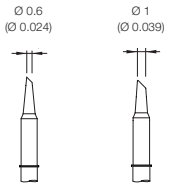

C115109 C115127

CHISEL

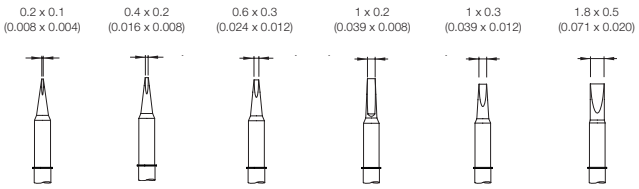

C115116 C115117 C115108 C115125 C115113 C115114

SPOON



C115128

BLADE

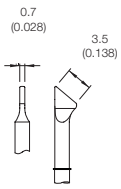

C115111

CONFORMAL COATING REMOVAL

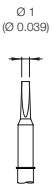

C115115

KNIFE

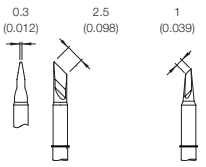

C115112 C115120

HIGH-THERMAL PERFORMANCE

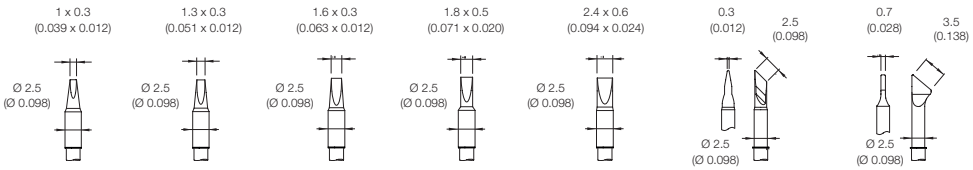

C115213 C115221 C115222 C115214 C115223 C115212 C115211

millimeters / (inches)

Does your soldering application require a special tip design?

Feel free to contact us at **customtips@jbctools.com** and let us customize the best tip for your process.

NASE & NANE Specifications

Dimensions	170 x 90 x 135 mm / 6.69 x 3.54 x 5.31 in
Weight	2.5 Kg / 5.4 lb
Ref. - Voltage (AC)	**NASE-9C / NANE-9C** - 100V 50/60Hz **NASE-1C / NANE-1C** - 120V 50/60Hz **NASE-2C / NANE-2C** - 230V 50/60Hz
Output peak power	14 W per tool
Ambient operating temp.	10 - 50 ºC / 50 - 122 ºF

Temperature range	90 - 450 ºC / 190 - 840 ºF
Idle temp. stability (still air)	± 1.5 ºC (± 3 ºF) / Meets and exceeds IPC J-STD-001F
Tip-to-ground voltage / resistance	Meets and exceeds ANSI / ESD S20.20-2014 IPC J-STD-001F
Connections	USB-A / USB-B / Pedal / RJ12 for Robots

JBC

The Soldering Co.



Heavy Duty Station

High power for industrial soldering applications

Heavy Duty Station

Industrial equipment ready to work intensively.

- 250 Watts peak power for **high-thermal demands** and prolonged soldering applications.
- Used in production of **solar panels, multi-layered circuits and components of large dissipation surfaces.**
- **Full control of soldering processes** and remote work management thanks to JBC Software.
- Direct connection to **JBC Fume Extractor** to avoid exposure to solder fumes.



Soldering application using C470012 Cartridge

Easy-to-use menu helps work more efficiently.

Station Customization
Personalize the station parameters according to your needs.

Partial Counters
Register total and partial time for each port, such as work and Sleep & Hibernation Modes in hours.

Graphics
In real time, visualize tip temperature and power delivered to the solder joint during the soldering process.

Communication Station-PC
Manage your stations via PC or export graphics by updating its software.



Increase productivity

Save time and work on different soldering jobs by using **Quick Cartridge Exchanger**.

Intelligent Heat Management

When the tool is placed in the stand, **Sleep & Hibernation Modes** reduce the temperature and extend tip life up to 5 times.

Suitable position

Tool Holder and **Cable Collector** are easily adjustable.



Improve thermal transfer to the tip

The **antisplash membrane** prevents splashing of solder particles and maintains the work area clean.
The most **complete Cleaning System** allows you to choose from two safe methods according to your needs: metallic wool or sponge. The integrated wiper also allows you to remove excess solder from the tip single-handedly.



Brass Wool



Tip Wiper

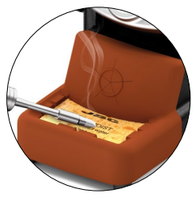

Sponge

Connectables



HD Thermal Tweezers
Reduce handling time

HT470K Heavy-Duty Tweezer Kit
It requires two **HDE** Heavy-Duty Control Units in order to manage the cartridges individually and optimize their thermal performance.

T470 HD Handles
For intensive soldering applications

For intensive soldering jobs requiring continued high-thermal power. They feature a non-slip grip with a good thermal insulation and a fixing screw to secure the cartridge within the handpiece, preventing its rotation.

T470Z Tri-lobed Grip HD Handle



Tri-lobed shape for better handling

T470 HD Handle
T470S HD Handle with 3m cable



T470F Thermal Insulator Grip HD Handle
T470M Soft Thermal Insulator Grip HD Handle with 3m cable



Foam

T470N Nitrogen HD Handle



JBC GN Nitrogen Generator Module or an external nitrogen feed is needed

Specifications

Control unit dimensions	232 x 148 x 120 mm / 9.1 x 5.8 x 4.7 in
Control unit weight	2.63 Kg / 5.79 lb
Peak power (tool)	250 W
Ref. - Voltage (AC) / Fuse	**HDE-9E** - 100 V / Input fuse: 4A **HDE-1E** - 120 V / Input fuse: 4A **HDE-2E** - 230 V / Input fuse: 2A

Selectable temperature	90 - 500 ºC / 190 - 932 ºF
Idle temp. stability (still air)	±1.5 ºC / ±3 ºF (Meets and exceeds IPC J-STD-001F)
Ambient operating temp.	10 - 50 ºC / 50 - 122 ºF
Connections	USB-A / USB-B / Peripheral connectors
Tip-to-ground voltage and resistance	Meets and exceeds ANSI/ESD S20.20-2014 IPC J-STD-001F

JBC

The Soldering Co.



B.IRON

All the power and control
in a revolutionary Battery-Powered System

B.IRON

The control is in your hands

With B.IRON App, you can control and monitor your soldering station from your own device.

Easy Bluetooth connection with your B.IRON Station.
By using B.IRON App, you can configure and control the system.

Download on the App Store

GET IT ON Google Play



Where mobility is the key

Experience unbeatable freedom of movement with the B.IRON system, designed to eliminate space limitations and provide maximum flexibility in your workspace.

The shortest tip-to-grip distance

The handles are designed to enhance control and precision, bringing your hand closer for better accuracy and less fatigue, ideal for tasks needing fine detail and careful handling.



Exclusive tip shapes for hard-to-reach areas

JBC tip shapes provide precise access to hard-to-reach areas, making them ideal for intricate work in tight spaces. These specialized tips improve control and efficiency, perfect for tackling demanding tasks with ease.



JBC
The Soldering Co.

The best solution to suit your needs

Revolutionize your soldering experience with an **ergonomic soldering tools that offers unique freedom of use and versatile functionality for optimal performance**.

All B.IRON Tools feature JBC's Exclusive Heating System, reaching 350 °C in less than 3 seconds for faster recovery and consistent performance.



B.NANO
Nano Tool
High-precision tool for hard-to-reach areas.

- Ergonomic & lightweight
- Labs and R&D
- High-precision soldering.
- Peak power: 15 W
- Weight: 32 gr
- 120 SMD joints per charge.
- Charge time: 30 min
- C115 Cartridge Range

B.TWEEZERS
Nano Tweezers
Precision tweezers for SMD rework and component removal.

- Comfort & precision
- Labs and R&D
- Rework jobs
- Peak power: 15 W
- Weight: 57 gr
- 60 SMD rework process.
- Charge time: 45 min
- C115 Cartridge Range

B.100
Light Tool
Designed for precise soldering jobs with medium power requirements.

- Ergonomic & lightweight
- Labs and R&D
- Individual jobs
- Peak power: 24 W
- Weight: 35 gr
- 100 medium-sized SMD soldering joints.
- Charge time: 30 min
- C210 Cartridge Range

B.500
Tool
Perfect for larger components and long sessions.

- Power & capacity
- Production
- Intensive jobs
- Peak power: 24 W
- Weight: 75 gr
- 500 medium-sized SMD soldering joints.
- Charge time: 60 min
- C210 Cartridge Range

Expansion Kits

Easily expand its capabilities with our Expansion Kits, allowing you to add an extra tool and create the perfect setup for any task.



Battery-Powered Stations



B.IRON NANO
Nano Soldering
High-Precision Soldering in hard-to-reach areas.

B.IRON TWEEZERS
Rework
Highest precision when reworking SMDs.

B.IRON 100
Light Soldering
Designed for R&D and individual jobs.

B.IRON 500
Soldering
For electronic production and intensive jobs.

The backup B.IRON DUAL system ensures continuous work in mass production



B.IRON DUAL NANO
Nano Soldering
Unparalleled precision on two workbenches simultaneously.

B.IRON REWORK
Rework
Rework SMDs without stopping.

B.IRON DUAL 500
Soldering
Allows continuous work in mass production.

All stations are also available with a tablet.



Hot Air Stations

Highest-quality contactless desoldering

Hot Air Stations

JBC Hot Air Stations have the capability of controlling precise temperature and airflow.

JNA High-Precision Hot Air Station

It is perfect for reworking SMDs on areas with minimal separation without affecting nearby components.
JBC Exclusive System enables the regulation of temperature and air flow at very low levels, in order to avoid the movement of adjoining components.

Auto-Start and Auto-Stop Function

The tool is turned on when lifted from the stand and the Auto-Stop Function guarantees that the heat is automatically cut off when the tool is in the stand. Thus **increasing safety and efficiency**.

Changing cartridge

Save time and increase productivity by using NAS Stand, which facilitates fast and safe exchange of the cartridge.



The perfect combination of the **NH Handle** and **Hot Air Cartridges** allows you to direct the heat onto the selected component. Thanks to its design and ergonomics, it enables you to work comfortably under a magnifying glass.



J325410 J325010 J125410 J125010

J125 and **J325** Cartridges are perfect to rework the smallest SMDs from 01005 to SOIC-8.

Specifications

Control unit dimensions	180 x 170 x 110 mm / 7.1 x 6.7 x 4.3 in
Control unit weight	1.35 Kg / 2.96 lb
Ref. - Voltage (AC) / Fuse	**JNA-9B** - 100V 50/60Hz / Main fuse: T2A **JNA-1B** - 120V 50/60Hz / Main fuse: T2A **JNA-2B** - 230V 50/60Hz / Main fuse: T2A
Airflow regulation	0.15 - 2.5 SLPM

Temperature selection	Room Temp. / 150 - 450 ºC / 300 - 840 ºF
Nominal power	70W
Ambient operating temp.	10 - 50 ºC / 50 - 122 ºF
Vacuum	53% / 397 mmHg / 15.6 inHg
Rated current	0.85A

Control Temperature & Airflow

Profile Mode allows you to create and edit a profile to control three different parameters point by point: temperature, time to reach it and airflow percentage. It can store up to 25 different profiles.

TESE Precision Hot Air Station / JTSE Power Hot Air Station

TESE for rework of small and medium SMDs and JTSE for medium and large SMDs.

Thermocouple Connection

Connect an external Type K Thermocouple (TC) to set modes:
· **Regulation Mode** provides a high-precise close-loop to automatically maintain the external Thermocouple (TC) temperature.
· **Protection Mode** is used to protect any heat sensitive areas or components. The station cuts the air supply off when the TC temperature is reached.



ESHT Extractor Stand

Auto-Start and Auto-Stop Function

JTT Heater Hose Set

TET Precision Heater Hose Set

Specifications

Control unit dimensions	148 x 184 x 140 mm / 5.83 x 7.24 x 5.51 in
Control unit weight	1.9 Kg / 10.86 lb
Ref. - Voltage (AC) / Fuse	**TESE-1B / JTSE-1B** - 100-120V 50/60Hz. Input fuse: 8A **TESE-2B / JTSE-2B** - 230V 50/60Hz. Input fuse: 4A
Airflow regulation	2-17 SLPM (TESE) 5-50 SLPM (JTSE)

Temperature selection	Room Temp. / 150 - 450 ºC / 300 - 840 ºF
Nominal power	300W (TESE) 700W (JTSE)
Ambient operating temp.	10 - 50 ºC / 50 - 122 ºF
Vacuum	30% / 228 mmHg / 9 inHg
Rated current	3A (230 V) / 7A (100-120 V)

Hot Air Accessories

Quick and safe desoldering

JBC Hot Air Stations use extractors to protect adjacent components.

1 Positioning
JBC features a wide range of extractors, tripods and protectors so you can choose the most suitable one for the component.

2 Heating
The adjacent components are protected by concentrating heat only on the component you are working on.

3 Releasing
The component lifts off automatically.

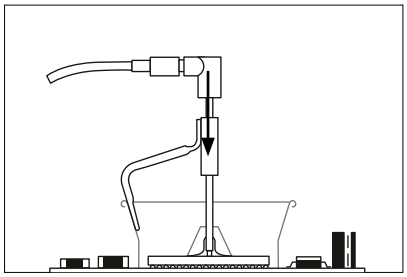

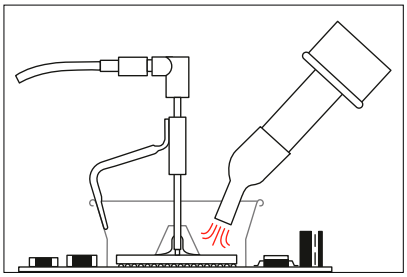

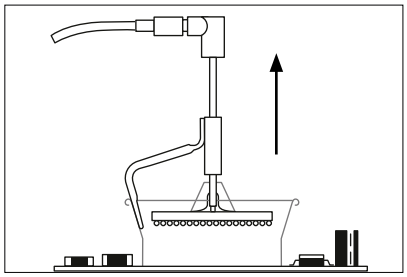

Choose the model to suit your desoldering needs

Protectors



Ref.	A x B mm/in	Ref.	A x B mm/in	Ref.	A x B mm/in
P3353	4.3 x 3 / 0.17 x 0.12	P2220	10 x 10 / 0.39 x 0.39	P4010	17 x 17 / 0.67
P3786	5.2 x 5.2 / 0.20 x 0.20	P4045	10.5 x 21 / 0.41 x 0.83	P4005	18 x 29 / 0.71 x 1.14
P3352	5.2 x 7.5 / 0.20 x 0.29	P4090	11 x 16 / 0.43 x 0.63	P4030	18.5 x 18.5 / 0.73 x 0.73
P3355	5.2 x 9.5 / 0.20 x 0.37	P2235	12 x 17 / 0.47 x 0.67	P1068	18.5 x 24 / 0.73 x 0.94
P3356	6.2 x 4.2 / 0.24 x 0.16	P1249	12 x 23 / 0.47 x 0.90	P2685	28.5 x 28.5 / 1.12 x 1.12
P3785	7.2 x 7.2 / 0.28 x 0.28	P4000	12.5 x 12.5 / 0.49 x 0.49	P4085	31.5 x 31.5 / 1.24 x 1.24
P3784	8.2 x 8.2 / 0.32 x 0.32	P1593	13 x 31.5 / 0.51 x 1.24	P2672	33 x 46 / 1.30 x 1.81
P4035	9 x 13 / 0.35 x 0.51	P3354	13.2 x 13.2 / 0.52 x 0.52	P4002	50 x 50 / 1.97 x 1.97
P4040	9.5 x 19 / 0.37 x 0.75	P4025	13.5 x 21.5 / 0.53 x 0.85	P3357	52.5 x 14 / 2.07 x 0.55
P4080	9.5 x 21 / 0.37 x 0.83	P2230	15 x 15 / 0.59 x 0.59		

Extractors



Ref.	mm/in
E2052	20 x 20 / 0.79 x 0.79
E2064	20 x 26 / 0.79 x 1.02
E2184	24 x 24 / 0.94 x 0.94
E2068	27 x 27 / 1.06 x 1.06
E4020	28.5 x 28.5 / 1.22 x 1.22
E4015	31.5 x 31.5 / 1.24 x 1.24
E2084	33 x 33 / 1.3 x 1.3
E2100	38 x 38 / 1.5 x 1.5
E2124	45 x 45 / 1.77
E2190	Ø 7 / 0.27 (manual)

Tripods



Ref.	mm/in
T2050	Ø 39 / 1.53
T2250	Ø 85 / 3.35

TN Nozzles

	Ref.	mm/in
Bent 	TN9787	Ø 3 / 0.12 (18º)
	TN9785	Ø 4 / 0.16 (18º)
	TN9782	Ø 5 / 0.20 (18º)
	TN8851	Ø 3 / 0.12 (45º)
	TN8905	Ø 4 / 0.16 (45º)
	TN9561	Ø 5 / 0.20 (45º)
Straight 	TN9209	Ø 3 / 0.12
	TN9208	Ø 4 / 0.16
	TN9080	Ø 5 / 0.20

JN Nozzles

	Ref.	mm/in
Bent 	JN2015	Ø 4 / 0.16 (18º)
	JN2012	Ø 6 / 0.24 (18º)
	JN6633	Ø 8 / 0.31 (18º)
Straight 	JN2020	Ø 8 / 0.31
	JN8417	Ø 10 / 0.39
Flat 	JN7637	10 x 2 / 0.39 x 0.08
	JN7638	20 x 2 / 0.79 x 0.08
	JN7639	30 x 2 / 1.18 x 0.08

ESD safe

www.jbctools.com

0028228/1023

JBC

The Soldering Co.



High-Precision Hot Air Station

Rework SMDs even under a magnifying glass

JNA
High-Precision Hot Air Station

Experience the versatility of JNA thanks to its capacity to rework a wide range of components.

- It is perfect for reworking SMDs on **areas with minimal separation without affecting nearby components**.

- JBC Exclusive System enables the **regulation of temperature and air flow at very low levels**, in order to avoid the movement of adjoining components.



Intuitive menu

JNA Station has an intuitive menu, which allows **setting up the station parameters easily**.

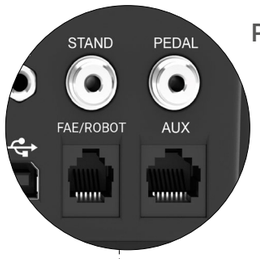

Pedal

Connect **P405 Pedal** to activate and deactivate the heater and the pick & place handle.

Changing cartridge

Save time and increase productivity by using NAS Stand, which facilitates **fast and safe use of the cartridge**.



Auto-Start and Auto-Stop Function

The tool is turned on when lifted from the stand and the Auto-Stop Function guarantees that the heat is automatically cut off when the tool is in the stand. Thus **increasing safety and efficiency**.

J125410 and J325410

Pick & Place

The station includes **T260 Pick & Place Handle**, a tool designed to facilitate the placement and removal of SMDs of any size, thanks to its suction pump.

The included needles and cups ensure precise adjustment to components of varying weights and sizes.



Specifications

Control unit dimensions	180 x 170 x 110 mm / 7.1 x 6.7 x 4.3 in
Control unit weight	1.35 Kg / 2.96 lb
Ref. - Voltage (AC) / Fuse	**JNA-9B** - 100V 50/60Hz / Main fuse: T2A **JNA-1B** - 120V 50/60Hz / Main fuse: T2A **JNA-2B** - 230V 50/60Hz / Main fuse: T2A
Airflow regulation	0.15 - 2.5 SLPM
Temperature selection	Room Temp. / 150 - 450 ºC / 300 - 840 ºF

Nominal power	70W
Ambient operating temp.	10 - 50 ºC / 50 - 122 ºF
Vacuum	53% / 397 mmHg / 15.6 inHg
Rated current	0.85A
Cartridges included	J125410 & J325410

Expand the possibilities for reworking a wide range of components using the new bent hot air cartridges.

The perfect combination of the **NH Handle** and **Hot Air Cartridges** allows you to direct the heat onto the selected component. Thanks to its design and ergonomics, it enables you to work comfortably under a magnifying glass.



J125 and **J325** Cartridges are perfect to rework the smallest SMDs from 01005 to SOIC-8.

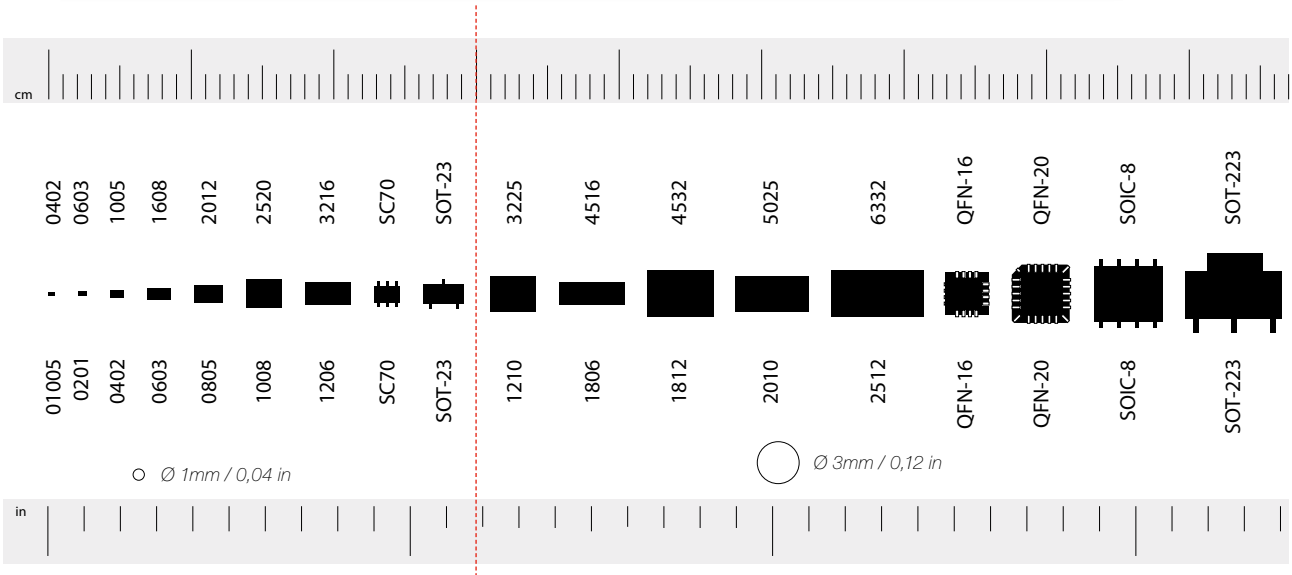





Range of applications for working with J125 Cartridges (Ø 1 mm / 0,04 in)

When working with components as small as 01005 and densely populated PCBs, **precision is essential.** J125 Cartridges are your best choice.

Range of applications for working with J325 Cartridges (Ø 3 mm / 0,12 in)

For higher-mass solder joints use J325 Ø3 mm Cartridges with higher thermal energy at low air velocity to guarantee perfect results.

ESD safe

www.jbctools.com

0028236/1023

JBC
The Soldering Co.



High-Precision Rework Shop

A complete tooling range

Complete tooling range for high precision

The miniaturization is the trend in the electronic market and components are becoming smaller and smaller.

- High-Precision Rework Shop for **reworking small SMDs** - such as 01005 - follows the worldwide trend of nano solutions.
- Its complete range of tools offers high precision and maximum control - even under a magnifying glass - allowing a **fast and efficient work process**.
- All of the innovations of High-Precision Rework Shop feature JBC Intelligent Heat Management, with Sleep & Hibernation Modes.





RHN
Articulated Hand Rest with base for PHNEK Preheater Set
An indispensable tool for precision work which provides a point of support very close to the working zone, **allowing the stabilization of the pulse rate**.

CDN
High-Precision Soldering Station
Designed for highest-precision jobs in any **micro-soldering application**, offering maximum control working under the microscope. It includes **NT115** Nano Handle.

NASE
2-Tool Rework Station
The best solution for **soldering and rework of SMT requiring the highest precision**. It works simultaneously with **NT115** Nano Handle and **AN115** Adjustable Nano Tweezers. The short distance from the tip to the handle offers maximum control even when using a magnifying glass.

DPM
Manual Paste Dispenser
Ergonomic Paste Dispenser ideal for SMT rework. DPM is compatible with a **large variety of needles and tips** for the highest dispensing precision.

PHNEK
Preheater Set
The best solution for **rework on small PCBAs, such as the ones commonly used in smartphones**. It features a heating area of 108 x 70 mm / 4.25 x 2.75 in and two TC connections.

PHNE Preheater can be operated easily and conveniently via the intuitive menu navigation and has **matchless reliability in temperature accuracy and control of the PCBA so that no component is damaged**.

JNA
High-Precision Hot Air Station
Experience the versatility of JNA thanks to its capacity to **work with a wide range of components**.

Its perfect for reworking SMDs on areas with minimal separation **without affecting nearby components**.

Cartridges for High Precision

C115 Cartridge Range

CONICAL

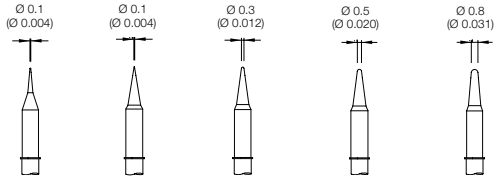

C115126 C115101 C115103 C115106 C115107

CONICAL BENT

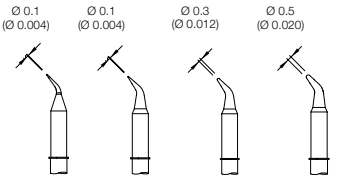

C115124 C115118 C115105 C115110

BEVEL

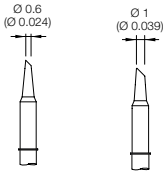

C115109 C115127

CHISEL

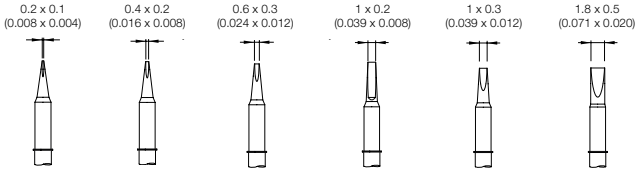

C115116 C115117 C115108 C115125 C115113 C115114

SPOON

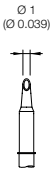

C115128

BLADE

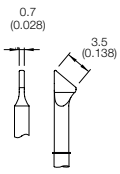

C115111

CONFORMAL COATING REMOVAL

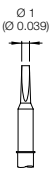

C115115

KNIFE

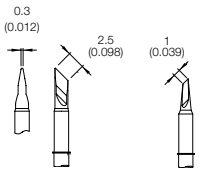

C115112 C115120

HIGH-THERMAL PERFORMANCE

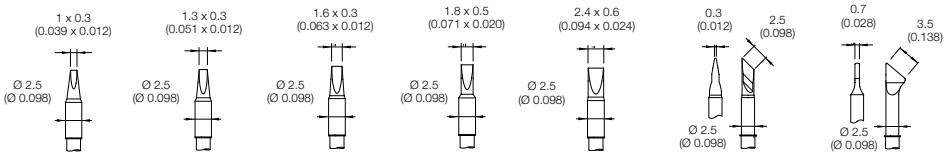

C115213 C115221 C115222 C115214 C115223 C115212 C115211

J125 and J325 Cartridge Range

STRAIGHT

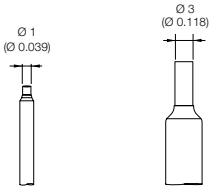

J125010 J325010

BENT

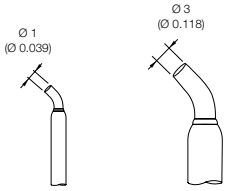

J125410 J325410

mm (in)

DPM Needles & Tips





NDKS

Steel Dispenser Needle Set

Set consisting of several solder paste dispensing needles with different gauges, from 18 to gauge 30, recommended for solder paste Type 2, 3, 4, 5 and 6.

NDKP

Tapered Dispenser Tip Set

Set consisting of several tapered dispenser tips with different gauges recommended for solder paste Type 2, 3, 4 and 5.

JBC
The Soldering Co.



PCB Preheaters

Reduce the risk of thermal shock while reworking

PCB Preheaters

Forget about thermal shock

Matchless reliability in **temperature accuracy** and control of the PCBA

3 Work Modes **safer and easier** with up to 8 thermocouples

Independent work zones to be turned on/off



PHNE
For PCBs up to 11 x 7 cm / 4 x 3”

Max. heating area:	108 x 70 mm 4.25 x 2.75 in
Maximum power:	300 W
Thermocouples:	x2

Related references:

PCB Support:	PHNS
Preheater Set:	PHNEK

PHSE
For PCBs up to 13 x 13 cm / 5 x 5”

Max. heating area:	130 x 135 mm
(Zone A+B)	5.12 x 5.31 in
Maximum power:	800 W
Thermocouples:	x4

Related references:

PCB Support:	PHSS, PSS
Preheater Set:	PHSEK, PHSMK

PHBE
For PCBs up to 36 x 28 cm / 14 x 11”

Max. heating area:	360 x 277 mm
(Zone A+B)	14.2 x 10.9 in
Maximum power:	1400 / 1800 W
Thermocouples:	x4

Related references:

PCB Support:	PHBS
Preheater Set:	PHBEK

PHXLE
For PCBs up to 51 x 61 cm / 20 x 24”

Max. heating area:	510 x 610 mm
(6 zones)	20 x 24 in
Maximum power:	5400 W
Thermocouples:	x8

Related references:

PCB Support:	PHXLS
Preheater Set:	PHXLEK

Safer and more efficient rework

1 **Power Mode** allows working at a fixed power level with the option of using a protection thermocouple.



2 **Temperature Mode** keeps the PCBA at a selected temperature, using the regulation or protection TC.



3 **Profile Mode** allows control of the heating rate of the PCBA by the use of a control and a protection thermocouple.



Using TCP Thermocouple Pointer



Its flexible and stable design allows quick positioning, optimizing your workflow.

Its 1-mm diameter sensor allows **optimal placement on high-density PCBs** and restricted areas where traditional methods fall short.

Its magnetic base ensures **secure placement while maintaining a vertical position**, providing sensor stability and reducing reading variations.





Connections

The incorporation of a USB Connector on all stations and control units allows you to **manage your job remotely from a PC**. The most innovative technology to take your work beyond the station.

Connect a pedal to start and stop heating, simulating console button control. Once Work Mode is set, the Heater Unit operates independently with the pedal.



PCB Supports & Preheater Set

All available supports for JBC Preheaters are designed to **ensure precise and consistent PCB positioning across the same batch**. This guarantees uniform heating of the same area every time, making them the perfect solution for repetitive soldering processes. The result: greater efficiency, time savings and a streamlined workflow.

Likewise, the complete system for preheating multilayer PCBs — combining Preheater and PCB Support — offers an **ideal setup for high-quality, repetitive soldering tasks.**

The set includes: Preheater, Console, PCB Support, PH218 Type K Thermocouple and PH217 Kapton Tape, providing everything you need for professional, reliable performance.



JBC

The Soldering Co.



Angled Desoldering Iron

Powerful suction with full control

DT530
Angled Desoldering Iron

It is ideal for removing through-hole components and excess solder during SMD rework.

- **Enhanced quick heating and thermal stability** reduce downtime and maintain consistent temperatures.
- **Superior suction integrity** thanks to improved air-tightness ensures reliable desoldering.
- New tip-locking mechanism enables **safe exchange of tips and prevents accidental drops.**
- Its angled and ergonomic design allows **comfortable and efficient work even under the magnifying glass.**





Powerful suction

MSE Electric Desoldering Module generates a **vacuum of 85 kPa instantly for seamless solder removal**.

JBC Technology allows **extremely quick tip temperature recovery**, giving the possibility to **work at a lower temperature**.

Benefit from **precise temperature control and rapid recovery thanks to the integrated heating system**. Sleep & Hibernation Modes further improve the lifespan of the tip.

DT530 works with DDE or DME Control Units and MSE Electric Desoldering Module.
You can build your soldering station with Modular System and take advantage of **Most Efficient Soldering System**.

Maintenance made simple

Simplify maintenance with our desoldering tool's **easy-to-clean solder collector.** Cleaning is effortless, ensuring your tool remains in perfect condition for **extended use**, saving you time and resources.



Comfort meets control

Our tool is designed with your comfort in mind, featuring an ergonomic grip that minimizes stress on your hand and wrist. Its **lightweight design reduces fatigue during extended soldering sessions**, allowing you to work comfortably and efficiently.

Left-hand / right-hand use
DT530 is designed to be **ergonomically used with either the right or the left hand** offering two assembly positions.

Most Efficient Soldering System

Tips with JBC Technology only drop 30ºC (54ºF) where others drop as much as 70ºC (126ºF), as can be seen in the graphic.

Improve productivity and soldering quality with temperature stability and increase manufacturing reliability with accurate tip temperature.

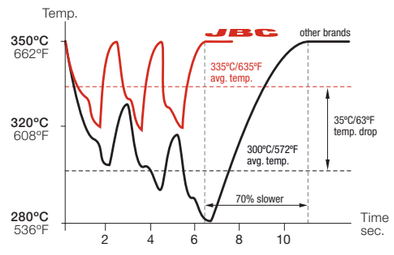

DTS Stand

When the tool is placed in the tool holder, **Sleep & Hibernation Modes** activate.

Sleep Mode **automatically lowers tip temperature** below the solder melting point, **preventing the dissolution of the iron tip coating into molten solder**. Hibernation Mode **cuts off the power supply,** making the tip reach room temperature, thus **preventing oxidation and saving energy**.

The new tip-locking mechanism enables **safe exchange of tips and prevents accidental drops.**



D530 Tip Range

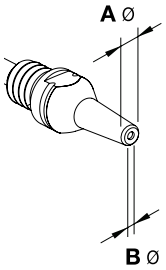

Through-hole desoldering

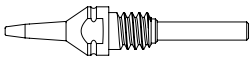

D530001
A = Ø 1.4 (Ø 0.055)
B = Ø 0.6 (Ø 0.024)
max. pin= Ø 0.4 (Ø 0.016)

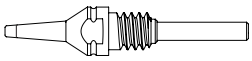

D530002
A = Ø 1.8 (Ø 0.071)
B = Ø 0.8 (Ø 0.032)
max. pin= Ø 0.6 (Ø 0.024)

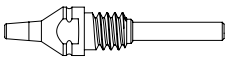

D530014
A = Ø 2.5 (Ø 0.098)
B = Ø 0.8 (Ø 0.032)
max. pin= Ø 0.6 (Ø 0.024)

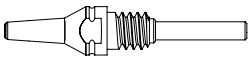

D530003
A = Ø 2.7 (Ø 0.106)
B = Ø 1 (Ø 0.039)
max. pin= Ø 0.8 (Ø 0.032)

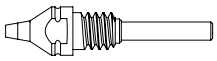

D530017
A = Ø 2 (Ø 0.079)
B = Ø 1.1 (Ø 0.043)
max. pin= Ø 1 (Ø 0.039)

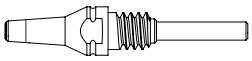

D530004
A = Ø 3.2 (Ø 0.126)
B = Ø 1.3 Ø (0.052)
max. pin= Ø 1.1 (Ø 0.043)

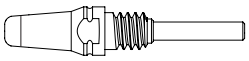

D530009
A = Ø 5 (Ø 0.197)
B = Ø 1.3 (Ø 0.052)
max. pin= Ø 1.1 (Ø 0.043)

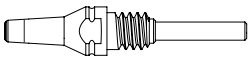

D530005
A = Ø 3.4 (Ø 0.134)
B = Ø 1.5 (Ø 0.059)
max. pin= Ø 1.3 (Ø 0.051)

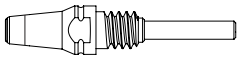

D530006
A = Ø 4.2 (Ø 0.165)
B = Ø 1.9 (Ø 0.075)
max. pin= Ø 1.7 (Ø 0.067)

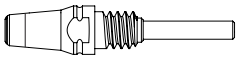

D530018
A = Ø 4.6 (Ø 0.181)
B = Ø 2.2 (Ø 0.087)
max. pin= Ø 2 (Ø 0.079)

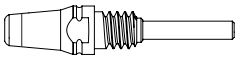

D530007
A = Ø 4.8 (Ø 0.189)
B = Ø 2.4 (Ø 0.095)
max. pin= Ø 2.2 (Ø 0.087)

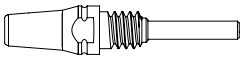

D530015
A = Ø 5.2 (Ø 0.205)
B = Ø 3 (Ø 0.118)
max. pin= Ø 2.8 (Ø 0.110)

Pad cleaning

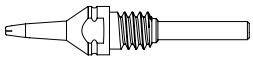

D530011
A = Ø 1.4 (Ø 0.055)
B = Ø 0.6 (Ø 0.024)

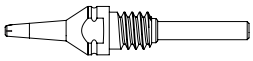

D530012
A = Ø 1.8 (Ø 0.071)
B = Ø 0.8 (Ø 0.032)

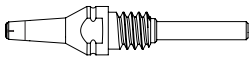

D530013
A = Ø 2.7 (Ø 0.106)
B = Ø 1 (Ø 0.039)

millimeters (inches)

JBC

The Soldering Co.



Automatic-Feed Soldering Stations

When repetition becomes perfection

Automatic-Feed Soldering Station

- Consistently dispenses programmed amounts, ensuring **uniform soldering joints**.
- Work without interruptions makes the **process more efficient**.
- It makes soldering cable and THT components easier by freeing one hand for better stability, while **ergonomic hand positioning enhances repetitive processes**.



Solder Wire

The station allows a solder reel of **up to 2 kg / 4.40 lb (DIN 100).**



Guide Sets

Available with or without solder-wire perforation. **The perforation allows better flux flow and outgassing,** avoiding solder and flux splashing during the soldering process.

Quick Cartridge Exchanger and Holder

Save time and increase productivity by using **Quick Cartridge Exchanger**, which facilitates **fast and safe use** of different cartridge geometries. **Cartridge Holder** allows storing of up to four cartridges.

Intelligent Heat Management

The station incorporates **Sleep & Hibernation Modes**, that automatically lower the tip temperature when the tool is placed in the tool holder.
As a result, JBC tips last 5 times longer than other brands.

Tip Cleaning System

The stand includes an integrated tip cleaner with antisplash rubber to **prevent splashing of solder particles** and maintain the work area clean.

The most complete **Tip Cleaning System** allows you to choose from three safe methods according to your needs: metallic wool, sponge and wiper.

Specifications

Ref. - Voltage (AC)	**ALE-910VB** - 100V **ALEP-910VA** - 100V **ALE-110VB** - 120V **ALEP-110VA** - 120V **ALE-210VB** - 230V **ALEP-210VA** - 230V
Selectable temperature	90 to 450 °C / 190 to 840 °F
Operating temp. range	10 to 50 °C / 50 to 122 °F
Output peak power	150 W - 23.5 V
Connectivity	USB - B
Tip-to-ground resistance	<2 ohms

Compatible solder reel	**Weight** - up to 2 kg / 4.4 lb **Diameter** - max. 100mm / 3.94 in **Height** - max. 100mm / 3.94 in
Wire diameter	Ø 0.38 - 1.8 mm / 0.015 - 0.073 in
Max. wire length	250 mm/s / 4.72 in/s
Max. forward speed	50 mm/s / 4.72 in/s
Tip-to-ground voltage	<2 mV RMS
Equipotential bonding	Connection to EPA

Complies with CE standards. ESD Protected.

Automatic-feed soldering irons:

Achieve solder **consistency across repetitive joints** to optimize your production line, while getting the **precision** and **comfort** you need with these two options:

ALE250 Automatic-Feed Soldering Iron

Easy Cartridge Alignment

The rotation system guarantees that the cartridge is perfectly aligned with the guide allowing higher precision while soldering.

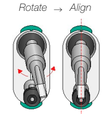



GALE10V Guide Kit

Both tools are compatible with solder wires **from 0.38 mm / 0.015 in up to 1.80 mm / 0.073 in.**

Cartridge Range

ALE250 Automatic-Feed Soldering Iron is compatible with both **straight** and **bent tips**, allowing you to adapt to your specific working needs.

ALEP250 Angled Automatic-Feed Soldering Iron

Dragging button

The tool features an ergonomically positioned button that allows the user to automatically feed the exact amount of solder programmed in the station.

This design improves comfort, reduces hand strain, and enhances overall work efficiency.



Achieve high-precision solder wire dispensing by using these 3 working modes:

Continuous

Ideal for products with solder joints that require different amounts of tin.

Allows the operator to manually control the amount of solder wire being fed at a constant speed.



Discontinuous

Ideal for repetitive soldering jobs.

Allows the operator to program the solder-wire speed and length that will automatically be dispensed on each click.



Program

Ideal for soldering jobs that require pre-tinning or a controlled feeding of tin at different speeds.

The operator can customize up to 5 programs, each one with 3 different steps, making the process more dynamic and efficient.



Straight Solder Wire Guide Kits



References **with Solder-Wire Perforation**

Ref.	Solder Wire Ø
GALE08V	0.8 mm / 0.032 in
GALE10V	1.0 mm / 0.040 in
GALE12V	1.2 mm / 0.047 in
GALE15V	1.5 mm / 0.059 in
GALE16V	1.6 mm / 0.063 in

References **without Solder-Wire Perforation**

Ref.	Solder Wire Ø
GALE04D	0.38-0.40 mm / 0.015-0.016 in
GALE05D	0.46-0.56 mm / 0.018-0.022 in
GALE06D	0.60-0.64 mm / 0.023-0.025 in
GALE07D	0.70-0.78 mm / 0.028-0.031 in
GALE08D	0.80-0.82 mm / 0.032-0.033 in

Ref.	Solder Wire Ø
GALE10D	0.90-1.10 mm / 0.036-0.044 in
GALE12D	1.14-1.27 mm / 0.045-0.051 in
GALE15D	1.50-1.57 mm / 0.060-0.063 in
GALE16D	1.60-1.63 mm / 0.063-0.065 in
GALE18D	1.80 mm / 0.073 in

Curved Solder Wire Guide

Compatible with the ALE250 Automatic-Feed Soldering Iron for applications requiring straight cartridges.

Ref.	Solder Wire Ø
0032589	0.4 -1.2 mm / 0.015 - 0.047 in



Cartridge Ranges

C250 **Cartridge Range** is designed to work with the **Straight Guide**, while the C245L **Cartridge Range** is used in combination with the **Curved Guide.**

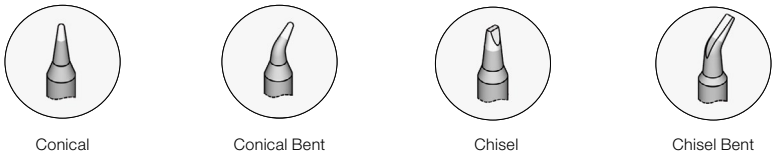

JBC
The Soldering Co.



Automatic-Feed Soldering Iron

Increase adaptability allowing better access

ALE250-B
Automatic-Feed Soldering Iron

Maximize your production line with the precision and comfort you need.

- **Ergonomic hand positioning** allows optimization in repetitive processes.
- A dynamic tool setting makes it **ideal to reach different solder joints.**
- Two drag buttons for **increased adaptability** and improved access to challenging solder joints.
- Works exclusively with **ALE Automatic-Feed Soldering Station**.





A tool that adapts

Its two dragging buttons **make repetitive tasks easy**, especially when having to reach difficult solder joints in different positions.

The operator can use the tool **choosing between two different settings.** Each setting uses its own cartridge range.

Straight Guide and Curved Cartridge





Curved Guide and Straight Cartridge





Easy Cartridge Alignment

The rotation system guarantees that the **cartridge is perfectly aligned with the guide** allowing higher precision while soldering.

Outlet Nozzle

The tip of the guide has a threaded mechanism making the change of nozzles efficient.

Cartridge Ranges

C250 Cartridge Range to work with **Straight Guide**.
C245L Cartridge Range to use in combination with **Curved Guide.**



C250 Cartridge Range

C245L Cartridge Range

Solder Wire Guide Kits

Ref. **with Solder-Wire Perforation**

Ref.	Solder Wire Ø
GALE08V	0.8 mm / 0.032 in
GALE10V	1.0 mm / 0.040 in
GALE12V	1.2 mm / 0.047 in
GALE15V	1.5 mm / 0.059 in
GALE16V	1.6 mm / 0.063 in



Ref. **without Solder-Wire Perforation**

Ref.	Solder Wire Ø
GALE04D	0.38-0.40 mm / 0.015-0.016 in
GALE05D	0.46-0.56 mm / 0.018-0.022 in
GALE06D	0.60-0.64 mm / 0.023-0.025 in
GALE07D	0.70-0.78 mm / 0.028-0.031 in
GALE08D	0.80-0.82 mm / 0.032-0.033 in

Ref.	Solder Wire Ø
GALE10D	0.90-1.10 mm / 0.036-0.044 in
GALE12D	1.14-1.27 mm / 0.045-0.051 in
GALE15D	1.50-1.57 mm / 0.060-0.063 in
GALE16D	1.60-1.63 mm / 0.063-0.065 in
GALE18D	1.80 mm / 0.073 in

Curved Solder Wire Guide



Ref.	Solder Wire Ø
0032589	0.4 -1.2 mm / 0.015 - 0.047 in

ALE Automatic-Feed Soldering Station

Ideal for soldering processes requiring **high productivity**.

- Consistently dispense programmed amounts, ensuring **uniform soldering joints.**
- Work without interruptions makes the **process more efficient.**
- Makes soldering cable and THT components easy, giving the operator **one free hand** for more stability in the soldering process.





Automatic Solder-Wire Feeder

Feed solder wire automatically from any position

SF Automatic Solder-Wire Feeder

This Solder-Wire Feeder allows you to feed solder wire automatically from any position.

Dispense an **exact length of wire**

Avoid splashing when soldering thanks to solder-wire perforation

Monitor the solder consumption thanks to integrated counters

3 working modes

In **Continuous Mode** solder wire is fed while the button keeps pushed.
Discontinuous Mode allows the configuration of the speed and the solder wire amount that will be fed on each click.
Program Mode enables the operator to configurate 3 consecutive feeding steps, obtaining a more dynamic and efficient soldering. Up to 5 programs can be set.



Solder-wire perforation

The solder-wire feeder features a small blade that perforates the solder wire down to the flux core while feeding it. This perforation process allows **better flux flow and outgassing and avoids solder and flux splashing** when soldering.



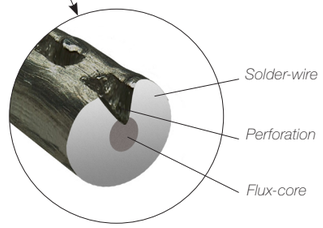



Communication

Connect your station via USB cable to a PC and get to control and trace your soldering production.
Peripherals can also be directly connected.
- USB connection (software updates, export graphics and monitor and manage station parameters)
- Pedal
- RJ12 robot connector

Equipped with an easily replaceable earth fuse.

Automatic Solder-Wire Handle

SF280 **Automatic Solder-Wire Handle** allows you to **feed solder wire automatically from any position**.
It is compatible with different guide kits for solder wires from Ø 0.38 up to 1.8 mm.



Quick adjust feature to adapt the guide tube length to your needs

Specifications

Dimensions	140 x 150 x 120 mm / 5.51 x 5.91 x 4.72 in
Weight	2.32 Kg / 5.11 lb
Compatible Solder Reel	up to 1 Kg / 2.2 lb
Solder diameter	Ø 1 mm (0.04 in)
Ref. - Voltage (AC) / Fuse	**SF-110VB** - 100-120 V / 0.2A **SF-210VB** - 230 V / 0.1A

Max. Wire length	250 mm / 9.84 in
Max. Forward speed	120 mm/s / 4.72 in/s
Max. Reverse speed	120 mm/s / 4.72 in/s
Ambient operating temp.	10 - 40 °C / 50 - 104 °F
Communication connectors	USB-B, Peripherals
Robot connector	RJ12 for RS-232 connection

Guide Kits

You can change the guide kit depending on the solder wire used.

References **without solder-wire perforation**

Ref.	Solder wire Ø
GSF04D	0.38 - 0.40 mm / 0.015 - 0.016 in
GSF05D	0.46 - 0.56 mm / 0.018 - 0.022 in
GSF06D	0.60 - 0.64 mm / 0.023 - 0.025 in
GSF07D	0.70 - 0.78 mm / 0.028 - 0.031 in
GSF08D	0.80 - 0.82 mm / 0.032 - 0.033 in
GSF10D	0.90 - 1.10 mm / 0.036 - 0.044 in
GSF12D	1.14 - 1.27 mm / 0.045 - 0.051 in
GSF15D	1.50 - 1.57 mm / 0.060 - 0.063 in
GSF16D	1.60 - 1.63 mm / 0.063 - 0.065 in
GSF18D	1.80 mm / 0.073 in

References **with solder-wire perforation**

Ref.	Solder wire Ø
GSF08V	0.80 mm / 0.032 in
GSF10V	1.00 mm / 0.040 in
GSF12V	1.20 mm / 0.047 in

Ref.	Solder wire Ø
GSF15V	1.50 mm / 0.059 in
GSF16V	1.60 mm / 0.063 in
GSF18V	1.80 mm / 0.073 in



Stand

SFS **Stand** works exclusively with SF280 Automatic Solder-Wire Handle.

Tool Holder position is easily adjustable to suit your needs and **Cable Collector** is designed for perfect movement adaptation and to keep cables away from the working area.



JBC

The Soldering Co.



CDE

The first station with Soldering Assistant

Soldering Assistant provides the data to achieve perfection

The first system that measures the delivered energy during the soldering process

The system compares all new solder joints with the pre-stored soldering reference. This function gives feedback to the operator, showing a percentage to qualify the soldering process.

Furthermore, this system makes this station p**erfect to improve the operator's soldering abilities.**



Improve your soldering quality while improving your skills

1. Configure
Set the proper soldering configuration to obtain the best quality soldering.

2. Choose the Cartridge
By selecting the cartridge used, the station sets up the proper internal configuration.

3. Perform
An experienced operator needs to perform and verify the soldering process.

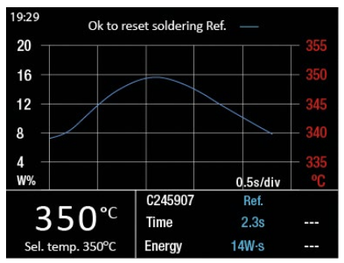

4. Practice
Repeat the soldering joint and the station compares it with the pre-stored joint.

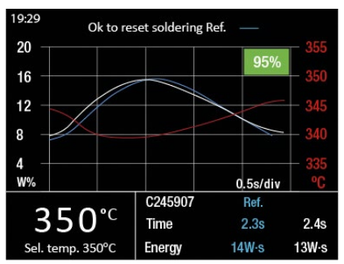

Energy of the soldering process

The only way to indicate whether **two solder joints are equal or not** is by using the **delivered energy** measurement during the soldering process and the **time needed**.

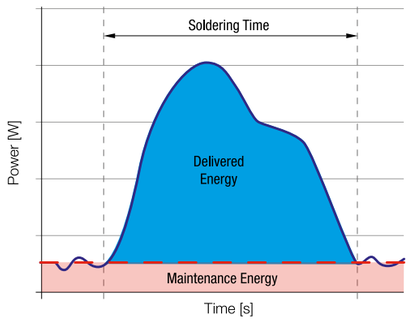

Soldering Assistant allows analyzing manual soldering processes and **obtaining a qualification of these by comparing the solder joints one by one.**

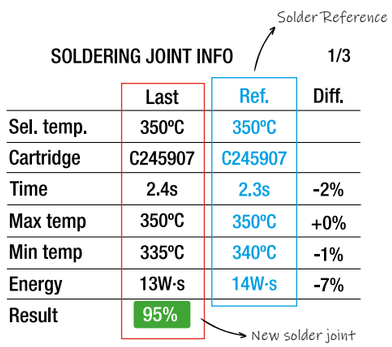

CDEB Soldering-Assistant Station

This station is suitable for general electronics applications with T245 General Purpose Handle, **perfect for both SMD and for jobs with high power requirements**. It works with C245 Cartridges.

Quick Cartridge Exchanger and Holder

Save time and **increase productivity** by using **Quick Cartridge Exchanger**, which facilitates fast and safe use of different cartridge geometries. **Cartridge Holder** allows storing up to four cartridges.

Intelligent Heat Management

The stations incorporate **Sleep & Hibernation Modes** that automatically lower the tip temperature when the tool is placed in the Tool Holder. Therefore, **JBC tips last 5 times longer than tips of other brands.**



Cable Collector

Tool Holder and Cable Collector are easily adjustable. **Work freely, without troublesome cables.**

Intuitive Menu and Interface

A renewed user menu allows you to easily **set up** the **station** and **soldering parameters**.

Communication

Connect your station via USB cable to a PC and get to **control and trace** your **soldering production**. Peripherals can also be directly connected.

- USB Connection (Software updates, export graphics and monitor and manage station parameters).
- FAE Fume Extractors
- KNE Nitrogen Kit
- Pedal

It also has an easily replaceable Earth Fuse and an Equipotential Connection.





Tip Cleaning System

CDE features a tip cleaner with **antisplash membrane** to prevent splashing of solder particles and maintain the work area clean. It allows you to choose from three safe methods according to your needs: **metallic wool, sponge** or **metal brush**.

JBC Technology

Most Efficient Soldering System

JBC Stations work with JBC Most Efficient Soldering System, which **recovers tip temperature extremely quickly.** This increases work efficiency and allows the user to work with lower temperatures.

Heating System Principles

350ºC/662ºF in 2 seconds

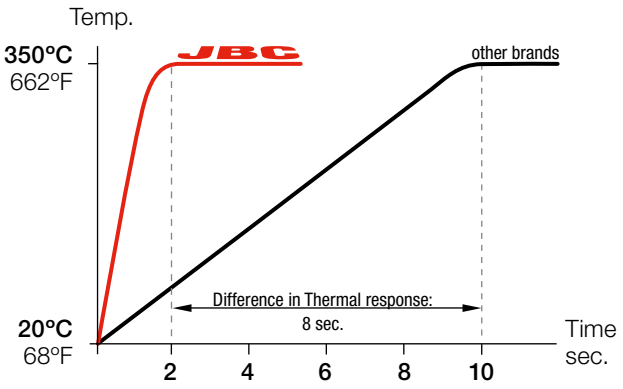

This graph compares JBC C210 Cartridge Range to the equivalent cartridges of the best competitor.

Efficient Temperature Control

Comparative process of 3 solder joints

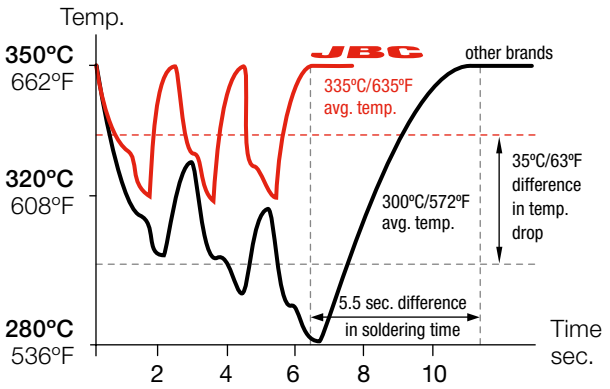

Tips with JBC Technology only drop 30ºC (54ºF) where others drop as much as 70ºC (126ºF).

Intelligent Heat Management

Thanks to automatic detection of the tool in the stand, JBC Soldering & Rework Stations allow the tools to enter **Sleep & Hibernation Modes** when not being used. As a result, tip life lasts up to 5 times longer.

Sleep

Sleep Mode **automatically lowers tip temperature** below the solder melting point when the tool rests in the stand. **It prevents the dissolution of the tip iron coating into molten solder.**

Hibernation

After a configurable period of tool inactivity in the stand, the tool enters Hibernation Mode.
It **cuts off the power supply** making the tip reach room temperature thus **preventing oxidation and saving energy.**

Longer Tip life

Tip life increases exponentially by **using lower temperatures** as shown. Using Sleep Mode, the temperature is further reduced, which **multiplies tip life by 5.**

Sleep & Hibernation Modes

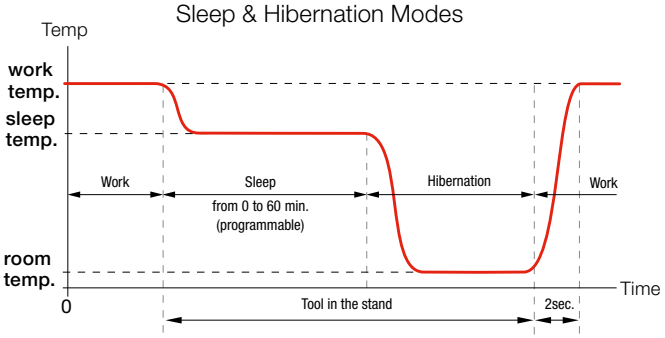

Tip life up to 5x longer

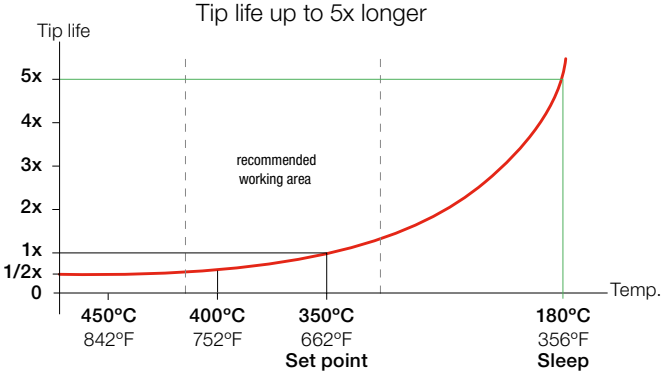

JBC

The Soldering Co.



Smart Desktop Robot

Best solution for automation processes with no programming knowledge

SDR Smart Desktop Robot

This turnkey solution can be easily implemented into a current soldering production line

A **complete system** with everything necessary for **optimal and quality soldering for automated processes** that require an increase in production.

How does it work?

SDR **features an artificial vision**, which works with gerber files and **detects the PCB position and pads with great accuracy.**



Gerber files

Features

Artificial vision detects the PCB position and pads of gerber files.

Easy to use, thanks to the touch screen and the intuitive software provided.

JBC technology allows anyone to operate it without prior training.

Hand-held motion detector sensor for added security.

SFR

Solder Feeder for Robot

Automatic solder wire feeding according to customized speed and length, featuring a wire detector sensor.



GSFR

Guide Kit

Available with or without solder wire perforation and different solder wire diameters.



CLMRP

Tip Cleaner with Fiber Brushes

Non-metal Brush Tip Cleaner with a large capacity tank with easy extraction and adjustable position.





PCB position detection allows the robot to auto-recalibrate and the soldering position without editing the program.



6 PCBs detected

TRA

Automatic Soldering Tool

Actuates by compressed air allowing fast and automatic cartridge exchange.



CSR

Automatic Cartridge Exchanger

Works with compressed air to automatically fix and release the cartridges.



Robot screen

· Interactive user-friendly interface
· Data transfer function between robots
· PDB detection and robot autocalibrating
· Configuration of soldering point parameters:
Tip temperature, solder amount, soldering time, etc.
· Information shown on the screen:
- Product processing status
- Camera detail
- Tip temperature in realtime
- X,Y,Z,R-axis positioning
· Configuration of I/O ports
· Configuration of system parameters:
Home position, safety high, cleaning, speed
· Button functions:
- Play, pause, configure and restart.



Robot screen

Cartridge Range

More than 46 different tip shapes. Desktop Robot is fully compatible with **R245** and **R470** Cartridge Range.



Specifications

		SDR
Ref.		**SDR-5A**
Number of axes		4 axes
Travel range	X, Y axes	400 mm
	Z axis	95 mm
	R axis	±360°
Operation speed	X, Y axes	500 mm/s
	Z axis	500 mm/s
	R axis	200 mm/s
Repetitive XYZ axis positioning accuracy		±0.05 mm / ±0.002 in
Transportable weight	X, Y axis	10 Kg
	Z axis	3 Kg
Power supply		AC 100V - 240V 50/60 Hz
External dimensions	W	780 mm / 30.7 in
	D	1100 mm / 43.3 in
	H	2020 mm / 79.5 in
Weight		150 Kg

	UCR245	UCR470
Ref.	**UCR245-5A**	**UCR470-5A**
Tool	**TR245-B**	**TR470-B**
Cartridge range	R245	R470
Output peak power	160 W	250 W
Tip-to-ground resistance	<2 Ω	<2 Ω
Selectable temperature	90 to 450 °C	90 to 500 °C
Solder feeder	**SFR-B**	
Solder wire diameter	0.5 to 1.5 mm / 0.02 to 0.06 in	
Solder wire feeding length	0.5 to 250 mm / 0.02 to 9.84 in	
Solder wire feeding speed	0.5 to 120 mm/s	
Cleaning system	**CLMR-PA**	



Selective Soldering

The best soldering technology, applied to automation

HA Automatic Soldering Set

Provides the highest soldering quality using **Automatic Cartridge Exchanger** to select the most suitable tip for each soldering joint automatically.

HA245 Automatic General Soldering Set for Robot
HA470 Automatic Heavy-Duty Soldering Set for Robot



SFR
Solder Feeder
SFR Solder Feeder is compatible with several solder wire guide kits. It features a **wire detector sensor** and in case of any transport error the system informs with “blocked up” or “consumed”.

In order to establish the communication between SFR Solder Feeder and the Robot (PC or PLC) JBC provides RS232 Communication Protocol. Control parameters such as **wire length and dispensing speed are customizable**.

UCR
Control Unit
Control Unit manages TRA Soldering Unit and TR Soldering Tool. It has **more than 40 commands to help control parameters** such as Temperature, Sleep, Hibernation and Control Box status. It also allows you to get information about errors and hours counter.

In order to establish the communication between UCR Control Unit and the robot (PC or PLC) JBC provides RS232 Communication Protocol.

CSR
Cartridge Exchanger
The mechanism works with compressed air to fix and release the cartridges automatically. The position of the exchanger **can be adjusted by pivoting up to 35° in both directions** and can therefore be **optimally adapted to the working position**.

GSFR
Guide Kit
Available **with or without solder wire perforation**. The perforation allows better flux flow and outgassing, avoiding solder and flux splashing when soldering. **Various solder wire diameters are available, from 0.4 mm to 1.6 mm / 0.015 in to 0.062 in**, and wire guide tube lengths from 0.3 m to 1.5 m / 11.81 in to 59.05 in.

TRA
Automatic Soldering Tool
TRA Soldering Tool, in combination with CSR Cartridge Exchanger, allows the soldering robot to **use different tip shapes to achieve the highest quality on each soldering point**.

TRA mechanism is actuated by compressed air and this allows a **fast and automatic cartridge exchange** when cartridges are worn out or when different cartridge geometries are used in the same soldering process.

Nozzle Actuator movement:
Dispensing Nozzle Actuator allows an **up to 90° dispensing tube movement** into and away from the feeding position to facilitate tip cleaning with CLMRP Tip Cleaner.

CLMRP
Tip Cleaner with Fiber Brushes
CLMRP Tip Cleaner features a **large capacity tank with easy extraction** and a large opening for easy tip access.

The position of the stand can be adjusted by pivoting up to 35° in both directions and can therefore be optimally adapted to the working position.

It comes with 2 easily-exchangeable CL2008 Fiber Brushes. Different brushes are available to suit your needs.

HM Soldering Set

Includes all the devices needed to reach the highest soldering quality in automated processes. **The cartridge is exchanged manually.**

HM245 General Soldering Set for Robot
HM470 Heavy-Duty Soldering Set for Robot

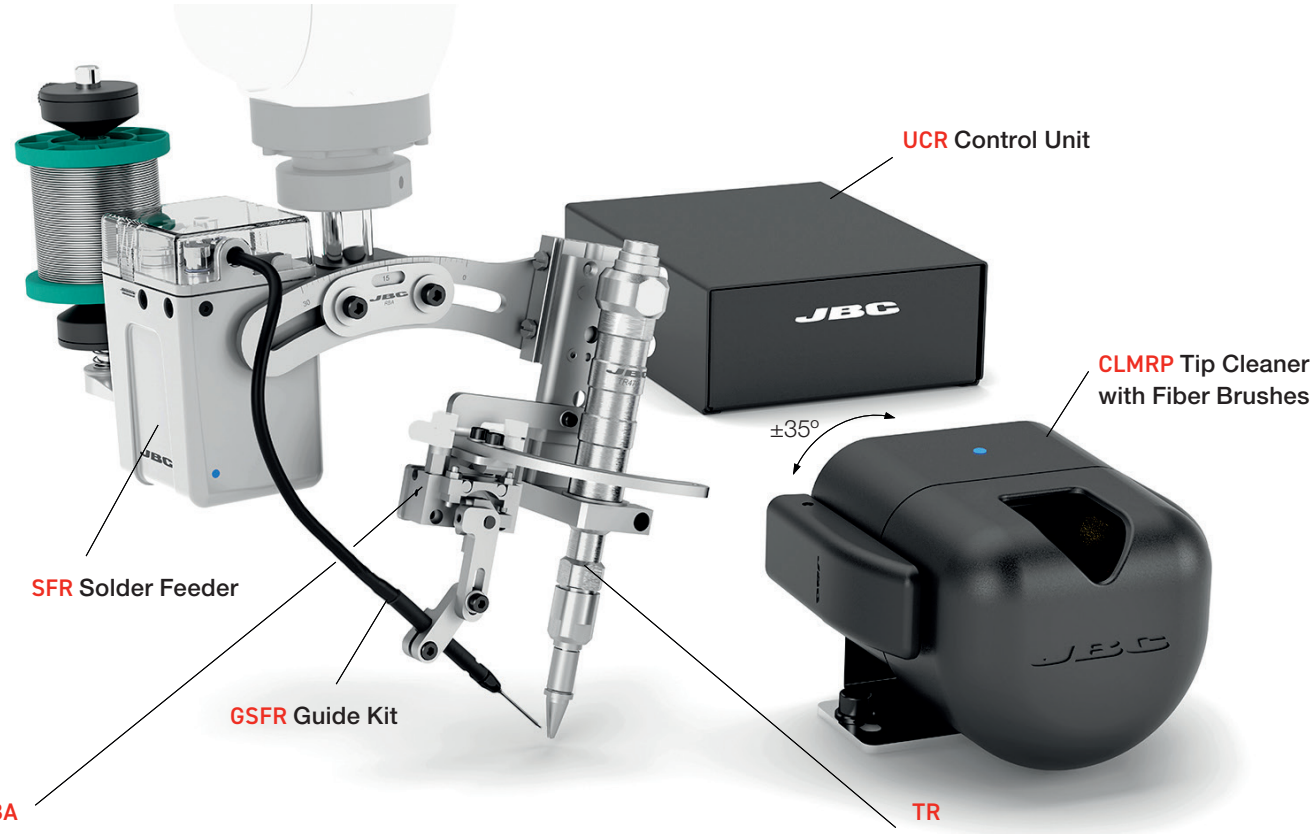

RBA
Soldering Head
RBA has been designed to be used in automated soldering processes and allows two independent automatic movements through pneumatic actuators:

Lifting Unit movement:
Its integrated pneumatic Lifting Unit enables **fast Z-axis movement into and away from the soldering position**. Lifting Unit includes a stroke system with a 5mm spring, which, when activated, softens possible collisions while soldering.

Nozzle Actuator movement:
Dispensing Nozzle Actuator allows an **up to 90° dispensing tube movement** into and away from feeding position to facilitate tip cleaning with CLMRP Tip Cleaner.

TR
Soldering Tool
It comes with a robust design and features **quick cartridge extraction**. A precise positioning system allows **centering the cartridge perfectly in the soldering tool**. It is controlled by UCR245 Control Unit.

See full Cartridge Range on our website.
JBC also offers the possibility to manufacture your special tip geometry.

JBC

The Soldering Co.



PSS

Optimize workflow
with fast and precise PCB handling

PSS
Multiaxis Rotative PCB Support

Perfect to help you perform all your soldering and rework jobs in any position.

- Ensures **fast and precise PCB handling in any position**.
- **Turn your PCB upside-down (180º) in one movement**.
- Ideal for **repetitive soldering jobs**, saving you time and optimizing workflow.
- Designed to **simplify your work**, with or without preheater.





Horizontal-axis swivel

Turn your PCB upside down (180º) in one movement. This has the advantage that the PCB does not have to be repositioned if soldering is to be carried out on the top and on the bottom side of the PCB.

It is also possible to fix the support choosing between **4 different tilt positions**: 25º, 35º, 45º and 55º.

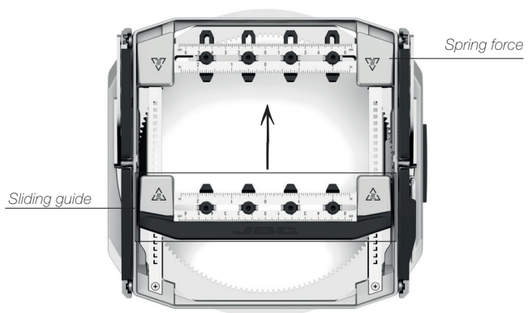

Vertical-axis swivel

Position the PCB at any angle without removing it and placing it back. It can be rotated in horizontal and inclined position.





Adaptability

Set different heights to find your ideal position or to adjust the distance between the PCB and the heating area of the preheater.
It allows **fast, easy and precise PCB changing**, guaranteeing proper positioning thanks to the sliding guide and the spring force.



The optimal rework set for maximum soldering quality

An optimal set for precision rework, **RBSM Multiaxis Rework Bench** ensures maximum soldering quality by combining three key features:

Optimized workflow and precise PCB handling

PSS Multiaxis Rotative PCB Support allows **fast, easy and precise PCB changes**, enabling soldering and rework tasks in any position - perfect for repetitive soldering jobs.

Enhanced stability and comfort

RHS Articulated Hand Rest provides a **point of support for the hand close to the working zone**. By making the work more comfortable and reducing fatigue, precise working processes are ensured.



Consistent heating and thermal shock prevetion

PHSE Preheater is indispensable for **avoiding thermal shock on multilayer PCBAs while reworking**. It features a heating area of 130 x 135 mm / 5.12 x 5.31 in.

Make your work more comfortable

Makes **working more comfortable** enabling a more relaxed hand position and reducing fatigue, which makes it perfect for working processes like placing components, soldering, picking with tweezers or solder feeding.



HRL Articulated Left Hand Rest
It also provides a **point of support very close to the working zone**. Allows adjustment for different positions according to your work needs.



RWT Adjustable Rework Arm
It supports Heaters Hose Set allowing **hands-free operation**. Due to an included adapter unit the rework arm is suitable for JTSE and TESE.
Tool Holder allows inclination and rotation adjustment.



Fume Extractor

A healthy workplace is our priority

Most efficient solution.

FAE only operates when soldering and features a unique vacuum system integrated into the stand.



Suction in use

Fume Extractor **starts up when the tool is lifted from the stand**. This function saves power and extends filter life.



Suction in the stand

JBC Fume Extractor has an integrated vacuum system that detects **when the tool is returned to the stand and automatically absorbs excess of fumes**.

3 working modes

Station

When the tool is lifted from the stand, the fume extractor starts aspirating. Once the tool is returned to the stand and goes into Sleep Mode, the stand absorbs the excess fumes.

Pedal

You can activate the vacuum system with the pedal without a connection to a JBC Station.

Continuous Mode

The fume extractor's aspiration remains active, independently of the tool or pedal status.

Intelligent control when connected to JBC Stations

2 flexible arm suction tubes can be used simultaneously on two workbenches.

4 levels of aspiration depending on requirements: low, medium, high & customized.

Auto-control of the airflow depending on the number of aspiration tubes in use and filter saturation.

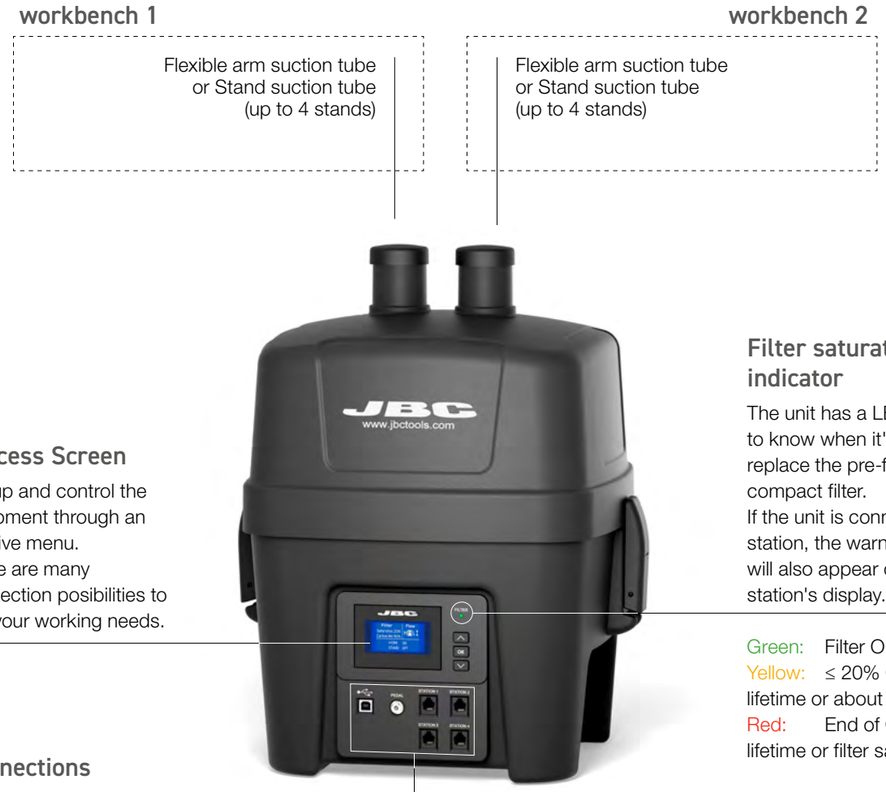

Process Screen

Set up and control the equipment through an intuitive menu.
There are many connection posibilities to suit your working needs.

Connections

· RJ12 Connector (control unit and station connections)
· USB-B Connector (firmware update)
· Jack Connector (pedal connection)

Filter saturation indicator

The unit has a LED warning to know when it's time to replace the pre-filter or the compact filter.
If the unit is connected to a station, the warning message will also appear on the station's display.

Green: Filter OK
Yellow: ≤ 20% Carbon lifetime or about to saturate
Red: End of Carbon lifetime or filter saturated.

Why use JBC Fume Extractor?

Avoid exposure to solder fumes

Health risks come with extended exposure to solder fumes.

Depending on the particle size, the fume can affect different parts of the respiratory system.

It is **important to use the correct safety equipment** to remove these hazardous substances.

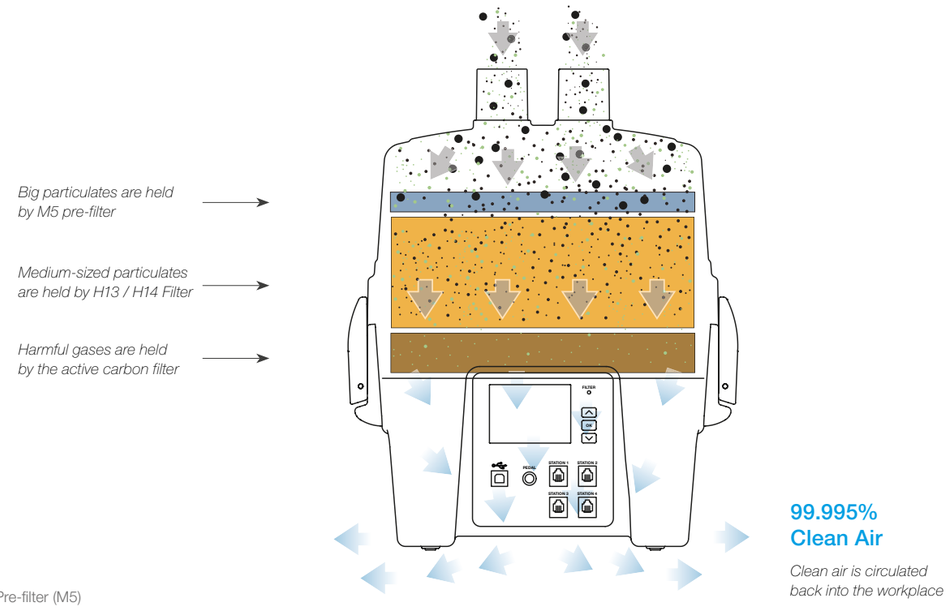

Solid particles represent almost 90% of total fumes. They contain sublimation of rosin and other substances of thermal decomposition, both predominant of diterpens acid mixture.

The remaining percentage corresponds to other gases, composed of low-weight organic molecular compounds including acetone, methyl alcohol, aliphatic aldehydes and other hydrocarbons.

High-efficiency filters to remove even the smallest particles

The combination of the three-layer filter system achieves a certified filtering efficiency of up to 99.995% for soldering fumes in accordance with the EN 1822 standard.

There are two filter options available depending on your needs:

FAE1100 Filter
(FAE1110 Pre-Filter + HEPA H13 + Carbon)

FAE1200 Filter
(FAE1110 Pre-Filter + HEPA H14 + Carbon)



Pre-Filter



FAE1110 Pre-Filter retains **large solid particles** in order to protect H13 or H14 filters and extend its lifetime.

Average efficiency for particles of 0.4 µm: 40-60% (in accordance with EN 779).

Active Carbon filter



It **absorbs those gas molecules** which, due to their size, HEPA filter is not able to filtrate.

Active carbon is a good filter aid because of its highly porous structure. In order to improve efficiency, different factors are taken into account. Generally, the lower the air flow rate, the more times the fumes have to diffuse into a pore and be absorbed.



HEPA filter

HEPA filter (High-Efficiency Particulate Air) **filters out the remaining solid particles.**

HEPA H13 - it has an efficiency for MPPS * ≥ 99.95% (in accordance with EN 1822).

HEPA H14 is used in environments demanding exceptionally high levels of air purification, such as clean rooms. Efficiency for MPPS * ≥ 99.995% (in accordance with EN 1822).

* MPPS (Most Penetrating Particle Size) corresponds to the particle size at which the filter has a lower efficiency. The MPPS depends on the filter and the air flow, although usually it lies between 0.1-0.3 µm.

For a basic working system

Each aspiration arm independently offers 80m³/h aspiration, providing optimal fume extraction for two workbenches simultaneously.

FAE1 KIT1 Fume Extractor Kit for 1 workbench

Accessory for Stand Suction

You can connect up to 4 tool stands per port to avoid solder fumes when the tool is not being used.

FAE030
Colletor Flange
Suction for up to 4 stands (hole drilling required).

FAE040
Colletor Flange with clamp
Includes a clamp to fix it in place.

Stand Suction Duct

The system detects when the tool is returned to the stand and the vent absorbs the fumes automatically.

FAE060
Fume Aspiration Duct for Compact Stations
Length: 106 mm / 4.17 in.

FAE050
Fume Aspiration Duct for Modular Stands
Length: 106 mm / 4.17 in.



FAE010
Flexible Hose
Flexible extraction hose which connects Fume Extractor to FAE020 / FAE070 and FAE030 / FAE040
Length: 1.5 m / 59 in (unfolded).

FAE1
Fume Extractor with FAE1100 for 1 Workbench
Achieves a certified efficiency of 99.95% in filtering soldering fumes, meeting EN 1822 standards.

FAE1P
Fume Extractor with FAE1200 for 1 Workbench
The best solution to avoid exposure to solder fumes where extremely high air purification is required (efficiency of 99.995% in filtering soldering fumes, meeting EN 1822 standards).

FAE1 KIT2 Fume Extractor Kit for 2 workbenches

Flexible Arm

Completely flexible arm to be adjusted to your workbench

FAE022
Flexible Arm
Hole drilling is required.
Length: 1.2 m / 47.24 in (compressed).

FAE072
Flexible Arm with clamp
Greater coverage and increased durability.



Specifications

Dimensions	380 x 340 x 475 mm / 14.9 x 13.3 x 18.7 in
Weight	10.87 Kg / 23.96 lb
Ref. / Voltage (AC)	**FAE1-1C / FAE1-1PC** - 120 V 50 / 60 Hz. Fuse 4A **FAE1-2C / FAE1-2PC** - 230 V 50 / 60 Hz. Fuse 2.5A **FAE1-9C / FAE1-9PC** -100 V 50 / 60 Hz. Fuse 4A
Input power	270 W - 120 V 300 W - 230 V 200 W - 100 V
Work areas	1 or 2

Blower type	Brushless
Flow rate	230 m³ / h (135 CFM)
Vacuum	4.3 kPa (0.62 psi) - 120V 6 kPa (0.87 psi) - 230 V 3.2 kPa (0.46 psi) - 100V
Filters	Pre-filter M5 (according to Norm EN 779)* HEPA H13 / H14 (according to Norm EN 1822)** Activated Carbon Filter
Noise	55 dB @ 1m

**M5 Quality according to Norm EN779*
***Delivered with a test certificate according to Norm EN 1822-4*

ESD safe

www.jbctools.com |

0036546/1026

JBC
The Soldering Co.



Tip Cleaning Systems

Invest your time in soldering, not cleaning

Cleaning Systems

For good thermal transfer, keep the tip tinned thus free from oxides.

Clean the tip in less than a second



With automatic cleaners you **save time** and optimize production.

Improve heat transfer



A clean tip is always easier to tin, resulting in **higher quality solder joints.**

CLMS Junior Tip Cleaner

Improve thermal transfer of the tip in only 1 second. It fits in any work area thanks to its **reduced size and is very easy to maintain**.

Splashguard

The splashguard helps keep the bench always clean and free of Foreign Object Debris (FOD).

Two modes of operation

The motorized brushes start by pushing the button or by selecting the continuous mode.



Easy to mantain

The solder collector tray can be **easily emptied** and re-used with no wear and tear.

Save space

You can easily fit the tip cleaner into your workspace thanks to its reduced size.



Brushes

CL4008
Fiber Brushes
The composition, size and thickness of the fibers ensure the **most efficient cleaning** and the least damage while cleaning the tip.



CLMU Automatic Tip Cleaners

CLMUP
Automatic Tip Cleaner with Fiber Brushes (non-metal)
Perform a thorough and **gentle tip cleaning** increasing heat transfer and maximizing the soldering quality.

CLMU
Automatic Tip Cleaner with Metal Brushes
Perform a thorough and **strong cleaning** to recover the tip increasing heat transfer. The metal brushes supplied provide a **deep cleaning**.



Sensor Mode

The sensor triggers brush rotation when tip approaches and automatically stops when the tip is removed.



Vertical position

It also features a second position which facilitates vertical tip access.



Keep your workspace clean

The locking mechanism on the brushes makes them **fast and easy to replace.**
The solder collector tray can be **easily emptied.**



Brushes

CL2008 / **CL2007**
Fiber Brushes
provide a **soft cleaning**, especially recommended for regular usage to improve tip life. Supplied with CLMUP.



CL1008 / **CL1007**
Metal Brushes
provide a **thorough cleaning to recover the tip**, increasing heat transfer. Supplied with CLMU.



CL Manual Tip Cleaner

A complete cleaning system with splashguard and antisplash membrane to keep the workspace clean and free of solder particles.

CL7882
Antisplash membrane
Prevents splashing of solder particles and maintains the workspace clean.

CL8010
Tip Wiper
A temperature-resistant receptacle lets the operator remove excess solder by gently tapping or wiping.



CL6210
Brass Wool
Very effective cleaning method. It leaves a small layer of solder on the tip to prevent oxidation between cleaning and rewetting.



Non-slip Base
No need to hold the base while cleaning tips.

S0354
Sponge
The least harmful cleaning method. Keep the sponge moist with distilled water when working to avoid tip wear.



Specifications

	CL	CLMS	CLMU / CLMUP
Dimensions	112 x 89 x 90 mm / 4.4 x 3.5 x 3.5 in	95 x 91 x 112 mm / 3.7 x 3.6 x 4.4 in	131 x 129 x 136 mm / 5.16 x 5.08 x 5.35 in
Weight	0.88 Kg / 1.93 lb	1.45 kg / 3.20 lb	2.1 kg / 4.63 lb
Operating modes	Manual	Switch & Continuous	Sensor & Continuous
Brush diameter	--	Ø 34 mm / 1.33 in	Ø 50 mm / 1.97 in
Brush speed	--	550 rpm 650 rpm (continuous mode)	750 rpm
Sound Pressure Level	--	30 dB at 30 cm	25 dB at 30 cm
Vertical position	--	--	✓
AC Adapter	--	Input: 100 - 240 V, 50/60 Hz Output: DC 12 V, 1 A	Input: 100 - 240 V, 50/60 Hz Output: DC 24 V, 2 A

JBC
The Soldering Co.



Wire Stripper Station

Designed for thermal wire insulation stripping

WSS
High-Temperature Precision Wire Stripper Station

Insulation Materials



POLYVINYL CHLORIDE
Symbol: PVC
Power Level: 6%
Thermoplastic



POLYETHYLENE
Symbol: PE
Power Level: 7%
Thermoplastic

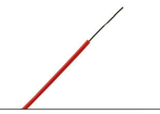

NYLON®[1]
Symbol: PA
Power Level: 10%
Thermoplastic



KNAR®[2]
Symbol: PVDF
Power Level: 16%
Thermoplastic



TEFZEL®[1]
Symbol: ETFE
Power Level: 17%
Thermoplastic



TEFLON®[1]
Symbol: FEP / PFA / PTFE
Power Level: 16% /21% /40%
Thermostable



ETHYLENE PROPYLENE/ RUBBER
Symbol: EPM/EPR
Power Level: 44%
Thermostable



SILICONE RUBBER
Symbol: SI
Power Level: 51%
Thermostable



KAPTON®[1]
Symbol: PI
Power Level: 90%
Thermostable

[1] Registered Trade Marks of DuPont
[2] Registered Trade Marks of Arkema

JBC
The Soldering Co.

WS
High-Temperature Wire Stripper Control Unit
Specially designed for **stripping wire insulations made of thermostable materials** such as Teflon*, Kapton*, silicone, rubber, etc.

It incorporates predetermined power levels for each type of material. In addition, it features a customized working mode.



WSST
Stand for WS140
Sleep & Hibernation Modes automatically detect the tool in the stand and reduce the tip temperature. Hibernation cuts off power supply preventing oxidation.

The position of the tool holder is easily adjustable to suit your needs and **Cable Collector** is designed for perfect **movement adaptation** and to keep cables away from the working area.

SCH
Cartridge Holder
A practical and **stable holder for cartridge storage** and suitable for the following cartridges: C120, C210, C245, C250, C420, C470, **W140, W440**, and C560 Desoldering Tips.

WS140
High-Temperature Precision Wire Stripper Tweezers

WS140 works exclusively with the interchangeable **W140 Blade Cartridge Range** which includes different AWG sizes from **40 to 14 AWG** and **reaches temperatures of up to 800ºC / 1470ºF.**

Specifications

Control unit dimensions	180 x 94 x 106 mm / 7.09 x 3.70 x 4.17 in
Control unit weight	5.49 kg. / 12.11 lb.
Ref. - Voltage (AC) / Fuse	**WSS-9B** - 100V 50/60 Hz. **WSS-1B** - 120V 50/60 Hz. **WSS-2B** - 230V 50/60 Hz
Max. temperature	800 ºC / 1472 ºF

Output peak power	75 W
Ambient operating temp.	10 to 50 ºC / 50 to 120 ºF
Connections	USB-B
Complies with CE standards. ESD Protected.	


Measure


Strip

W140 Blade Cartridge Range for WS140 Precision Tweezers

Cartridge Ref.	Tip Hole	AWG Solid	AWG Stranded	
W14036G	Ø 0.13 mm / 0.0051 in	36	-	
W14034G	Ø 0.16 mm / 0.0063 in	34	36 (7 x 44)	
W14032G	Ø 0.20 mm / 0.0079 in	32	34 (7 x 42)	
W14030G	Ø 0.25 mm / 0.0098 in	30	32 (19 x 44)	
W14028G	Ø 0.32 mm / 0.0126 in	28	30 (7 x 38)	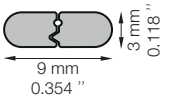
			30 (19 x 42)	
W14026G	Ø 0.40 mm / 0.0157 in	26	28(19 x 40)	
			27 (7 x 35)	
W14024G	Ø 0.51 mm / 0.0201 in	24	26 (19 x 38)	
			26 (10 x 36)	
W14022G	Ø 0.64 mm / 0.0252 in	22	24 (19 x 36)	
			24 (7 x 32)	
W14020G	Ø 0.81 mm / 0.0319 in	20	22 (19 x 34)	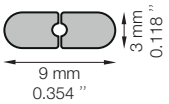
W14018G	Ø 1.02 mm / 0.0402 in	18	20 (42 x 36)	
			20 (19 x 32)	
			20 (7 x 28)	
W14016G	Ø 1.29 mm / 0.0508 in	16	18 (19 x 30)	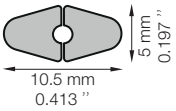
W14014G	Ø 1.63 mm / 0.0642 in	14	16 (7 x 24)	
W14003F	Flat Blade: Ø 3 mm / 0.118 in	-	-	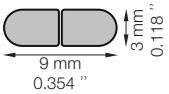
W14005F	Flat Blade: Ø 5 mm / 0.197 in	-	-	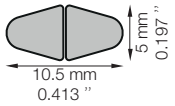
W14012F	Flat Blade: Ø 12 mm / 0.472 in	-	-	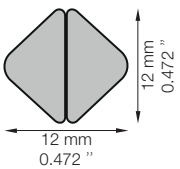

Cutters Range

		Cutting Capacity	Size	Cutting Edge
	**HPC413** **Small Oval** Optimum balance between durability and accessibility.	Hard wires up to 0.03-0.6 mm / 48-23 AWG	10 mm / 0.394 in 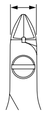	Semi Flush 
	**HPC612** **Large Oval** Strong and durable, for intensive cutting operations.	Medium wires up to 0.1-1.2 mm / 38-17 AWG	12.5 mm / 0.492 in 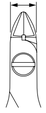	Flush 
	**HPC813** **Extra-Large Oval** Extremely strong and durable, for intensive cutting operations.	Hard wires up to 0.06-1.1 mm / 42-17 AWG	16 mm / 0.629 in 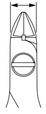	Semi Flush 
	**HPC422** **Small Tapered** Slim and optimum balance between durability and accessibility.	Medium wires up to 0.1-1.0 mm / 38-18 AWG	10 mm / 0.394 in 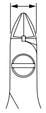	Flush 
	**HPC431** **Small Tapered & Relieved** Small pointed head shape to maximize accessibility in limited spaces.	Medium wires up to 0.1-0.4 mm / 38-26 AWG	10 mm / 0.394 in 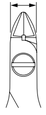	Full Flush 
	**HPC441** **Small Oblique** Angulated cutters to maximize accessibility and visibility.	Medium wires up to 0.1-0.6 mm / 38-23 AWG	10 mm / 0.394 in 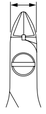	Full Flush 

Wire definition:
Soft wire: *copper, aluminium, tensile strength 250 MPa*
Medium-hard wire: *stainless steel, material 1.4301, tensile strength 800 MPa*
Hard wire: *stainless steel, material 1.4301, tensile strength 1800 MPa*

High-Precision Cutters & Tweezers

Better accessibility and visibility in confined areas

JBC The Soldering Co.

ESD safe

www.jbctools.com |

0036558/0126

High-Precision Cutters

Precision tools with an ergonomic design that ensure comfort and control.



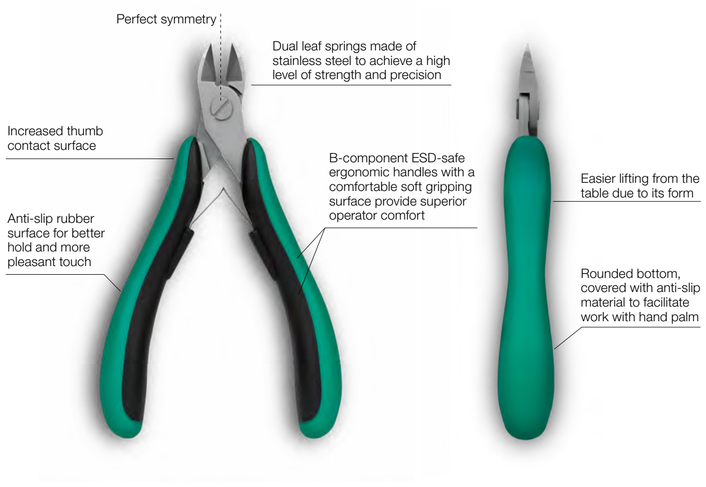

Shapes

Find the perfect cutter to meet your specific requirements.

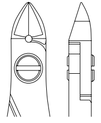

OVAL
Small robust, slim shape and **optimum balance between durability and accessibility.**

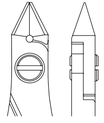

TAPERED
Small pointed head shape, slim and optimum balance between durability and accessibility.

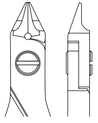

TAPERED & RELIEVED
Small pointed head shape and deep relief for a very low profile to **maximize accessibility in limited spaces**.

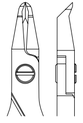

OBLIQUE
Angulated cutters to **maximize accessibility and visibility** in limited spaces.

High-Precision Tweezers

When it comes to tasks that demand the utmost precision, nothing beats the accuracy and reliability of high-precision tweezers.



Which best suits your needs?

Improve the ergonomics of your tweezers and enhance the operator comfort.



EPOXY
A black ESD-safe epoxy coating ensures electrostatic discharge, greater comfort and resistance to rust.



RUBBER
The rubber grip provides full ESD-safe dissipation, ensuring safety and comfort during repetitive use.

Tip Shapes

Different tip shapes are engineered to provide the right balance of precision, control and comfort for every application.



ROUND
Suitable for applications which require **holding a flat component** firmly.



SQUARED
Used for applications which require **holding** a component **firmly**.



POINTED
Suitable for applications which require holding a **small component firmly while granting good visibility.**



SHARP
Suitable for holding a **small component firmly while granting good visibility.**

Tweezers Range

		Tip Size		Tip Shape
	Provide both strength and accuracy for demanding tasks.	**HPTE00SA** **Epoxy** Width: 0.5 mm / 0.02 in Thickness: 0.5 mm / 0.02 in	**HPTR00SA** **Rubber** Width: 0.85 mm / 0.033 in Thickness: 0.5 mm / 0.02 in	Squared 
	Offer a firmer grip and greater practicality.	**HPTE3CSA** **Epoxy** Width: 0.4 mm / 0.016 in Thickness: 0.25 mm / 0.01 in	**HPTR3CSA** **Rubber** Width: 0.18 mm / 0.007 in Thickness: 0.12 mm / 0.005 in	Pointed 
	Provide excellent control for detailed work.	**HPTE5SA** **Epoxy** Width: 0.30 mm / 0.012 in Thickness: 0.25 mm / 0.01 in	**HPTR5SA** **Rubber** Width: 0.11 mm / 0.004 in Thickness: 0.06 mm / 0.002 in	Sharp 
	Provide both comfort and accuracy during extended use.	**HPTE7SA** **Epoxy** Width: 0.30 mm / 0.012 in Thickness: 0.25 mm / 0.01 in	**HPTR7SA** **Rubber** Width: 0.16 mm / 0.006 in Thickness: 0.09 mm / 0.004 in	Pointed 
	Combine strength and precision for specialized tasks.	**HPTE2ASA** **Epoxy** Width: 2.20 mm / 0.087 in Thickness: 0.20 mm / 0.008 in	**HPTR2ASA** **Rubber** Width: 1.90 mm / 0.075 in Thickness: 0.11 mm / 0.004 in	Round 
	The short body allows a firmer grip combined with greater practicality.	**HPTE0C9SA** **Epoxy** Width: 0.14 mm / 0.006 in Thickness: 0.08 mm / 0.003 in	**HPTR0C9SA** **Rubber** Width: 0.14 mm / 0.006 in Thickness: 0.08 mm / 0.003 in	Sharp 

Cutting Tweezers Range



HPS15AGW
Strong Blades
Designed to apply moderate cutting force.



HPS15ARW
Short Rounded Blades
Designed to grant maximum visibility.

JBC
The Soldering Co.

5 steps in one device. All checks done, ready for the next

A guided process to verify temperature and electrical safety on every station.



01
Connect ground

Attach the cable to the station.



02
Identify with NFC

Put SIT near the station for automatic identification.

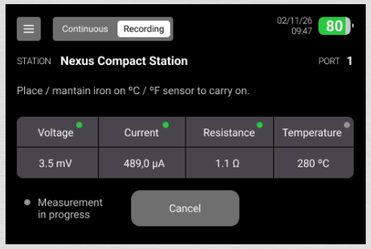

03
Electrical Checks

Switch to the electrical sensor. The remaining measurements are performed automatically.



04
Measure temperature

Place the soldering tip on the temperature sensor. The reading is taken automatically.



05
Next Station

Results saved. Ready to test the next station.

NEXUS
SOLDERING IRON TESTER

All your critical soldering
tip measurements.
In one smart, portable device



ESD safe

www.jbctools.com |

0036559/1126

TC Type K
Thermocouple measurement

NFC
Station Identification

CSV
Data Export

SIT

Temperature and electrical checks in one device



Protect your electronics

SIT verifies soldering tool performance to help prevent defects in sensitive components. Many risks, like ESD and EOS, leave no visible trace, so they need to be measured, not just inspected.

Portable, safe, and easy to use

SIT runs on a rechargeable battery that lasts up to 5 working days on a single charge, so it moves freely from station to station. Its ESD-safe design makes it suitable for sensitive work areas, and the touchscreen keeps every step clear.

JBC
The Soldering Co.



NFC identification

Automatic soldering station recognition. Measurements are linked to the right workstation - effortlessly.

Automatic Tip Offset

Sends the measured tip temperature to the station, which **corrects any gap with the set temperature.**

Tip temperature

SIT verifies the real tip temperature, so solder joints stay reliable and the PCB and components stay protected.

Tip-to-ground voltage · TTGV

Excessive voltage can cause electrical overstress (EOS) in sensitive components.

Tip-to-ground resistance · TTGR

Poor grounding increases the risk of electrostatic discharge (ESD).

Tip leakage current

Excessive leakage current can harm delicate electronic parts.





Advanced data storage

Records every measurement digitally, **minimizing human error and simplifying traceability and audits**.

Easy maintenance

Quick replacement of sensors and test electrodes - no tools, no downtime.

JBC
The Soldering Co.

Soldering & Rework



WSS
High-Temperature Precision Wire Stripper Station



ALE
Automatic-Feed Soldering Station



HDE
Heavy Duty Soldering Station



NANE / NASE
2-Tool Nano Stations



COMPACT
Stations



B.IRON
Battery-Powered Stations

Multi-tool Stations with DT530 Angled Desoldering Iron



RMSD
Rework System



DMPSD
Complete Rework



DDSD
2-Tool Rework

Hot Air Stations



TESE / JTSE
Precision / Power



JNA
High-Precision

Fume Extractor



Preheaters & Rework Benches



Tip Cleaning Systems



Modular System



JBC
The Soldering Co.

Why JBC?

+ Solutions + Efficiency + Productivity

Exclusive Heating System

350ºC / 662ºF in 2 seconds

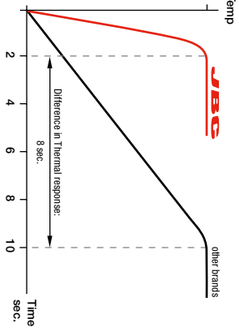

This graph compares JBC C210 Cartridge Range to other top brand cartridges with similar features

Efficient Temperature Control

Comparative process of 3 solder joints

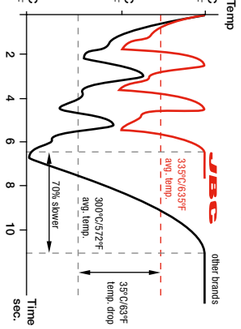

Tips with JBC technology only drop 30ºC (54ºF) where others drop as much as 70ºC (126ºF)

Tip Life 5 Times Longer



By using lower temperatures and **Sleep & Hibernation Modes**, tip life increases exponentially as shown in the graph.

The best choice for the electronics professional

www.jbctools.com |

0036318/1026

JBC
The Soldering Co.

Quick Cartridge Guide

Most Efficient Soldering System

Used worldwide by:

Siemens	Flextronics	Boeing	Google	Abbott	Commscope
Apple	Sanmina	Continental	Intel	Motorola	Airbus
SpaceX	Huawei	Visteon	FoxConn	Jabil	Schneider

Present in the following sectors:

Automotive, Consumer electronics, Medical, Aerospace & many more....

Cartridge Map

Over **500** Cartridges & **Customized** models

See the **full range** on our website **www.jbctools.com**

JBC The Soldering Co.

C115

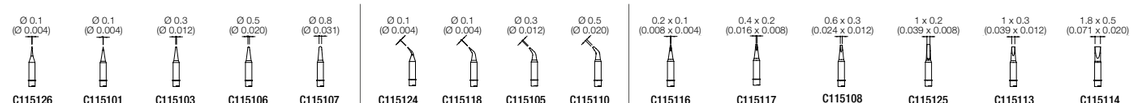

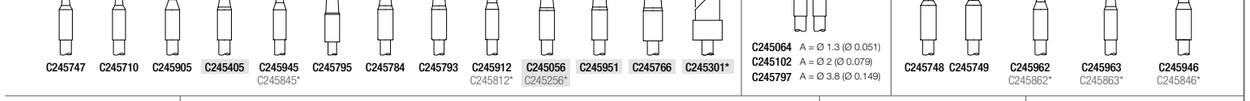

C245

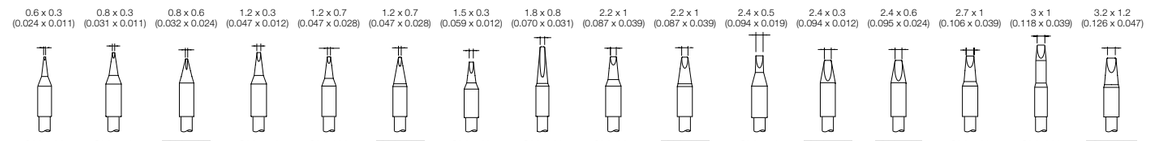

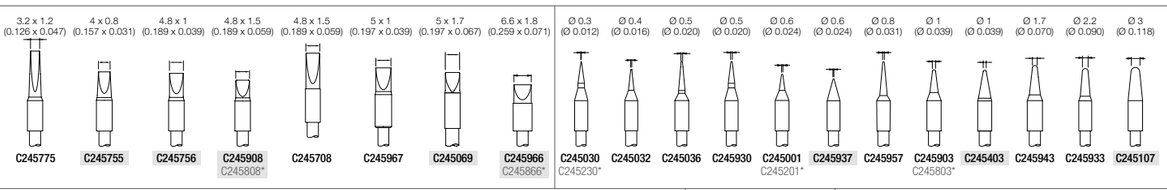

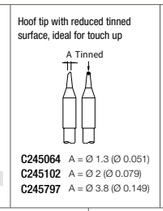

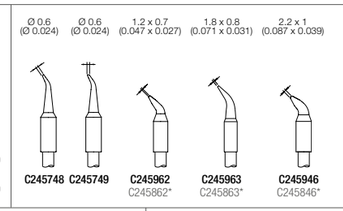

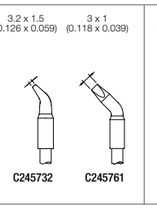

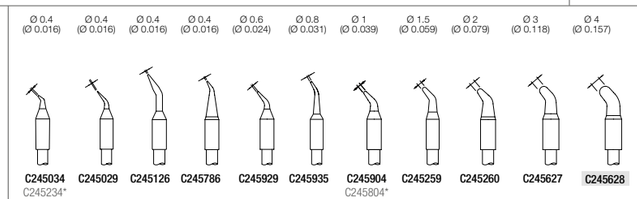

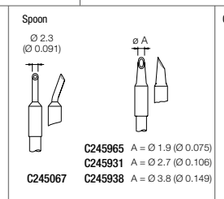

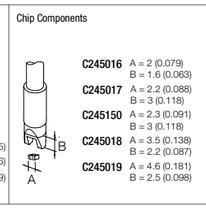

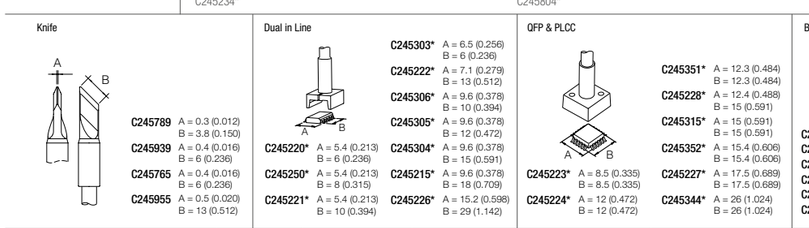

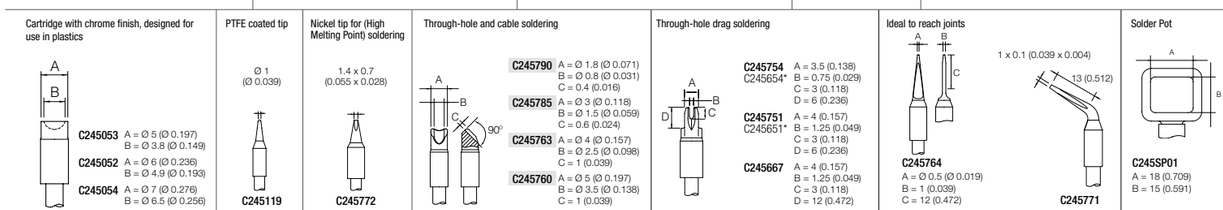

C245E Cartridges have a reinforced protection on the tip that provides a longer life with a small reduction of thermal efficiency.

C245E

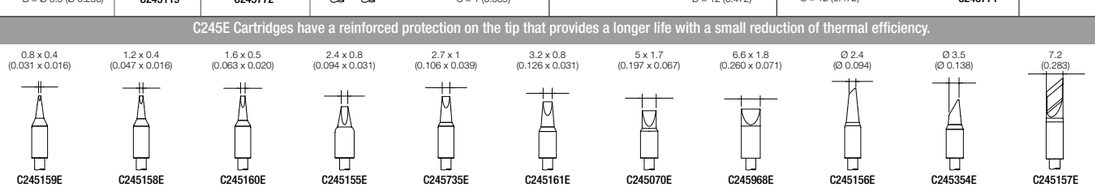

C000000 **High Thermal Efficiency Cartridges: These are characterised by their optimised tip geometries which achieve improved thermal efficiencies of up to 40%.**

C000000* These cartridges are 20mm longer than normal cartridges for easier access to difficult-to-reach joints.

C120

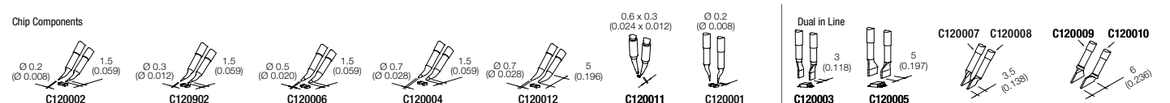

C210

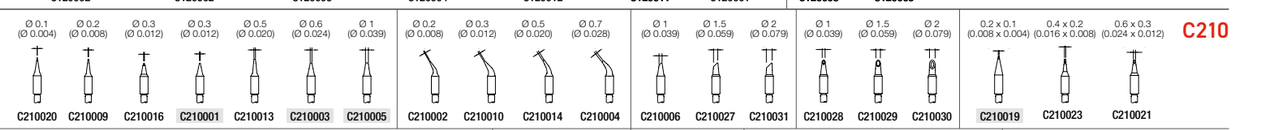

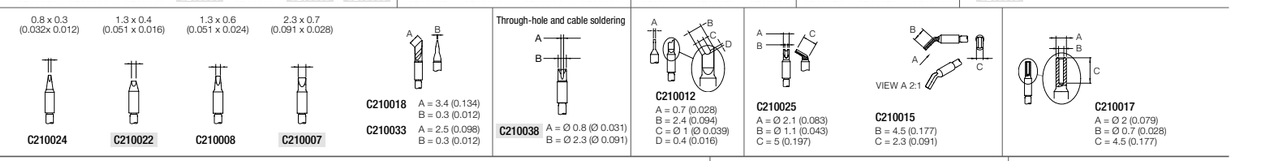

C250

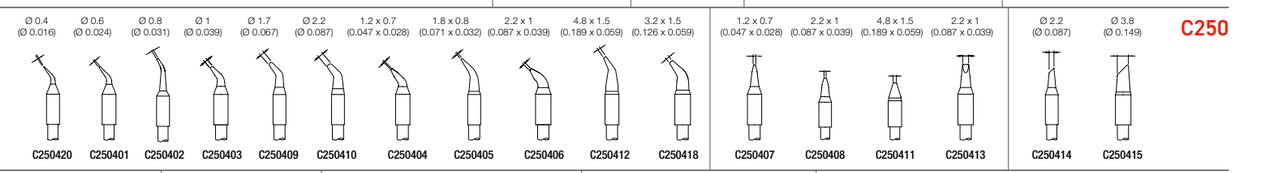

C420

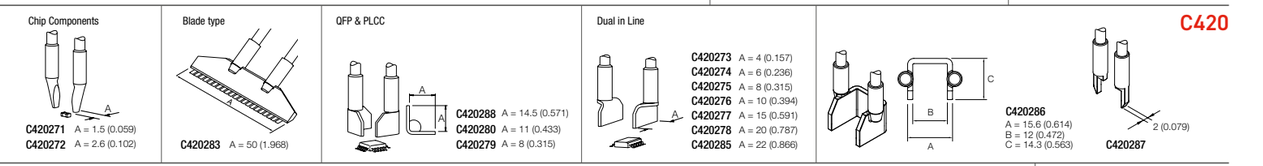

C470

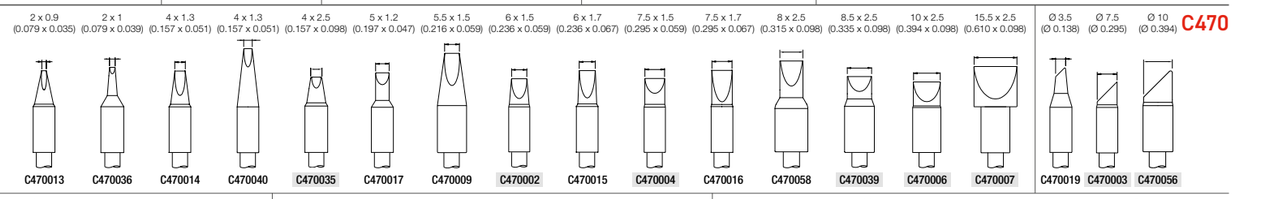

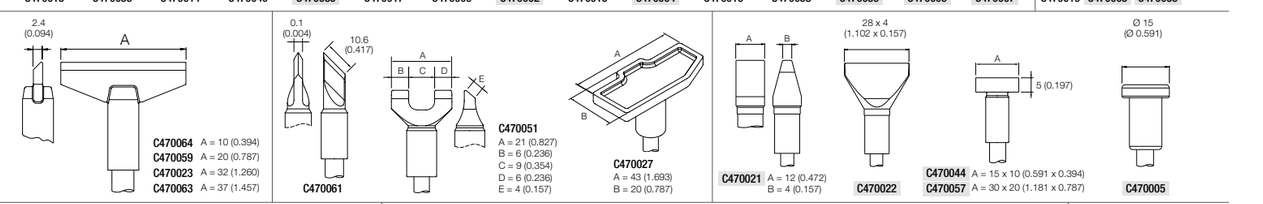

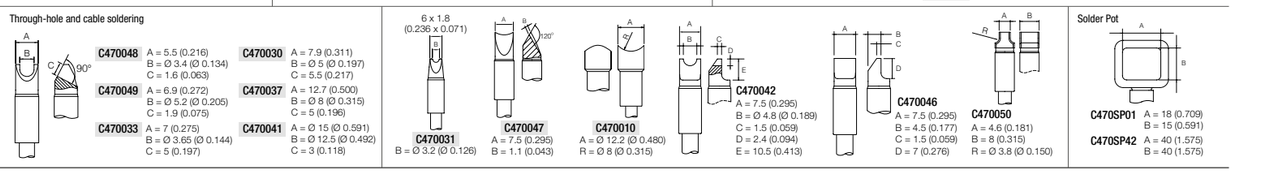

C360

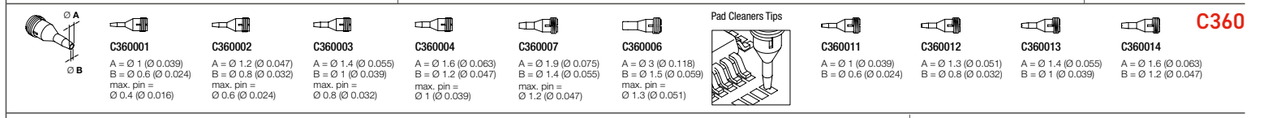

D530 C560

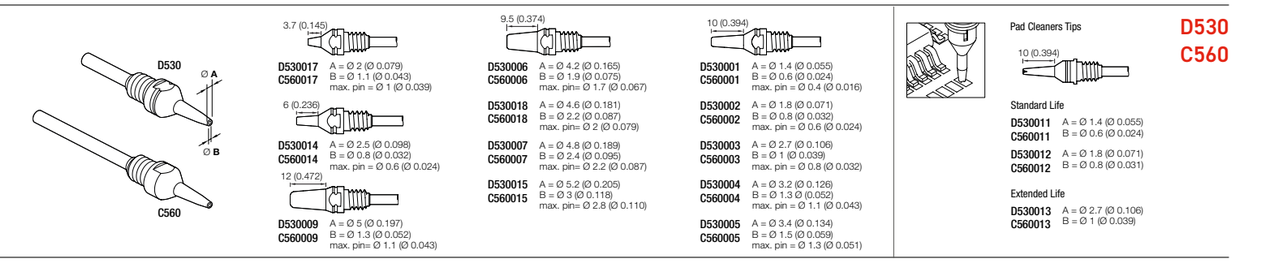

millimeters / (inches)

JBC

The Soldering Co.



Cartridge Guide

Feel the quality, be exclusive

Index

Most Efficient Soldering System 4

Bigger is better 6

Factors limiting tip life 7

Tip Cleaning Systems 8

C115 Cartridge Range for NT115, AN115, NP115, B.NANO and B.TWEEZERS Nano Tools 12

C120 Cartridge Range for PA120 and AM120 Micro Tweezers 16

C210 Cartridge Range for T210, B.100 and B.500 Tools 18

C245 Cartridge Range for T245 General Purpose Handles 23

C245L Longer Cartridge Range for T245 General Purpose Handles 40

C245E Extended Tip Life Cartridge Range for T245 General Purpose Handles 45

C250 Cartridge Range for ALE250 Auto-Feed Iron and AP250 Solder Feed Iron 48

C250E Extended Tip Life Cartridge Range for ALE250 Auto-Feed Iron and AP250 Solder Feed Iron 50

C420 Cartridge Range for AT420 and HT420 Thermal Tweezers 52

C470 Cartridge Range for T470 and HT470 HD Heavy Duty Tools 54

C360 Tip Range for DS360 Micro Desoldering Iron 63

D530 and **C560** Tip Range for DT530 and DR560 Desoldering Irons 65

W140 Blade Cartridge Range for WS140 Precision High-Temperature Wire Stripper Tweezers 67

W440 Blade Cartridge Range for WS440 High-Temperature Wire Stripper Tweezers 69

A global organization at your service

JBC is a global company with a distributor network spanning 5 continents that guarantees a solid commercial organization with quick and efficient service.

The power of experience

More than 95 years of experience have placed JBC at the technological forefront of tools for soldering and rework operations in electronics. Innovation, efficiency and reliability are the key features of a wide range of products which have been designed to satisfy the most demanding requirements of professionals.

High technology, superior quality

Product perfection is one of the main objectives of JBC's improvement and development program. The R&D department has created the most innovative soldering technologies, which JBC is proud to present in this catalog.

CE
ESD safe

All JBC products comply with CE standards and ESD recommendations.

BORN FOR LEAD FREE

JBC Technology

Most Efficient Soldering System

JBC Stations work with JBC Most Efficient Soldering System, which **recovers tip temperature extremely quickly**. This increases work efficiency and allows the user to work with lower temperatures.

Efficient Temperature Control

Comparative process of 3 solder joints

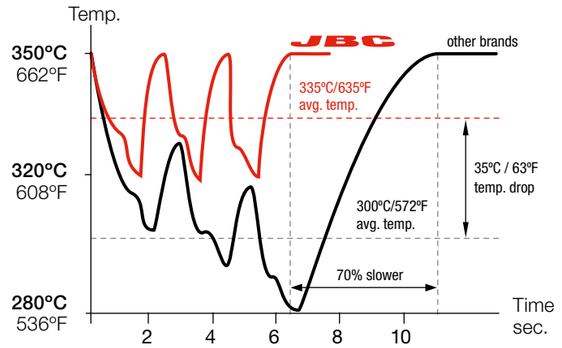

Tips with JBC Technology only drop 30°C (54°F) where others drop as much as 70°C (126°F).

Enhanced Temperature Efficiency ➤ Increased Productivity + Better Quality

Productivity

Short tip-to-sensor distance ensures extremely quick temperature recovery and an **accurate control**.

Heating System Principles

350°C / 662°F in 2 seconds

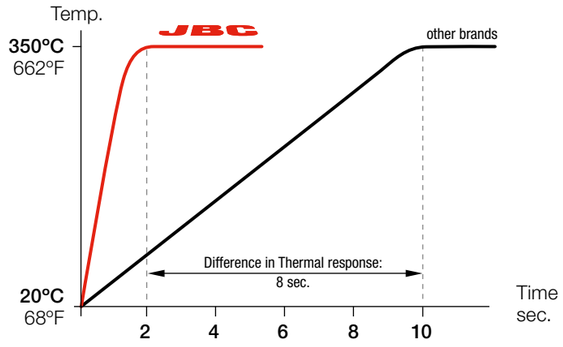

This graph compares JBC C210 Cartridge Range to the equivalent cartridges of the best competitor.

JBC
The Soldering Co.

Intelligent Heat Management

Thanks to automatic detection of the tool in the stand, JBC Soldering & Rework Stations allow the tools to enter **Sleep & Hibernation Modes** when not being used. As a result, tip life lasts up to 5 times longer.

Sleep Mode

Sleep Mode **automatically lowers tip temperature** below the solder melting point when the tool rests in the stand. **It prevents the dissolution of the iron tip coating into molten solder.**

Hibernation Mode

After a configurable period of tool inactivity in the stand, the tool enters Hibernation Mode. It **cuts off the power supply** making the tip reach room temperature, thus **preventing oxidation and saving energy**.

Sleep & Hibernation Modes

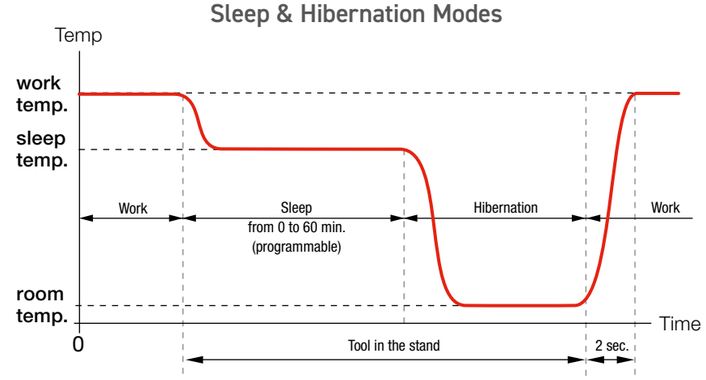

Longer Tip life

Tip life increases exponentially by **using lower temperatures** as shown. Using Sleep Mode, the temperature is further reduced, which **multiplies tip life by 5**.

Tip Life 5 Times Longer

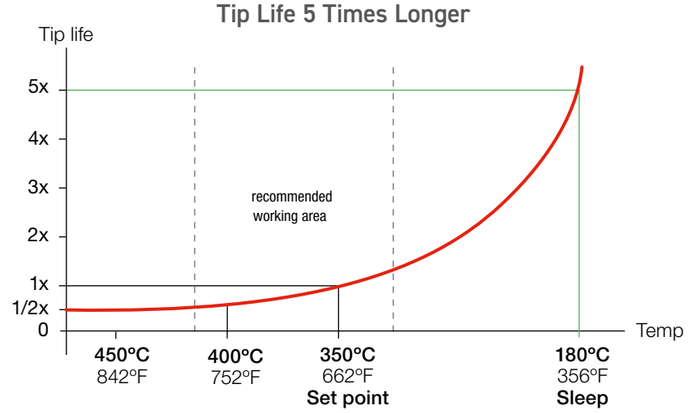

Cartridges with long life & extended tip life

The essential part of the soldering iron is the tip. Therefore, JBC has **over 500 cartridge models of different shapes and sizes** to choose from, depending on each application.
JBC has developed the most advanced technology based on the following principles:

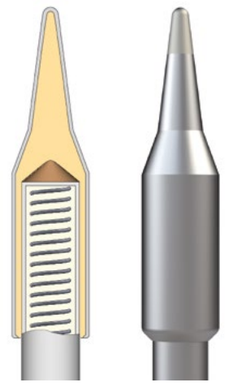

➤ **Excellent Heat Transfer**
The compact element reduces thermal barriers.

➤ **Instantaneous Heating**
A fully-integrated thermal sensor in the heater ensures quick temperature recovery.

➤ **Great Durability**
The intelligent algorithm control program extends tip life.

When you start working do not forget:

Bigger is better

The bigger the solder tip, the better the thermal transfer. Select the tip that has the greatest contact area.

Over 500 tips of different sizes, shapes and power

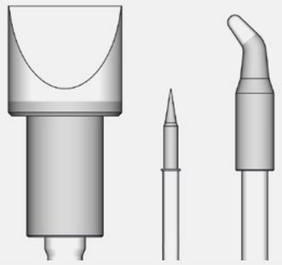

JBC Cartridges range from models for precision work to high power requirement applications.

Geometry Slimness vs Efficiency

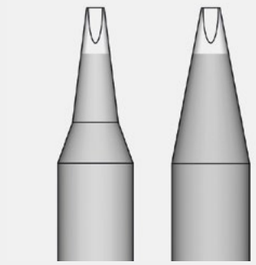

A wider tip transfers heat faster to the joint, improving your soldering speed and quality, while a thinner tip is better for hard-to-reach areas.

Increase the contact surface Tip - Application

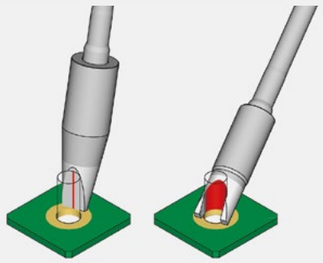

The bigger the contact surface that the tip has with the application, the higher the **thermal transfer**.

Largest mass possible

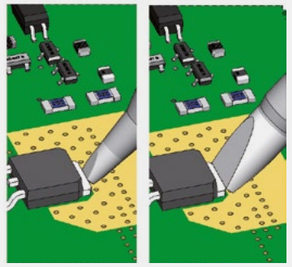

The more mass the tip has, the more heat is accumulated and the **lower is the temperature drop**.

Maintain tip surface clean and tinned



Remember that rusty and dirty surfaces reduce **heat transfer** to the solder joint.

(See JBC's cleaning methods on pages 8-9).

This way you will be able to:

- Work at **lower temperatures** (350ºC / 662ºF).
- Obtain **better results** in **less time**.
- Improve **thermal performance**.
- Increase **temperature precision**.
- Reduce **collateral damage** (thermal shock on components and PCBs).

Factors limiting tip life

Working temperature

The higher the temperature, the greater the oxidation and corrosion. Work with the **lowest possible temperature** and choose the tip with the greatest contact area for each application. **Use thermally efficient tools** and keep tips clean of oxidation.

Correct techniques

Too much pressure on the surface to solder can cause tip or plate breakage. Do not use the tip as a pointed object or a screwdriver. Choose the **right temperature and tip shape for each application**.

Iron plate thickness

Iron plate wear shortens tip life by hollowing tips out. Do not use mechanical or chemical means to clean the tip. Use the **cleaning methods provided by the manufacturer** - such as brass wool, automatic tip cleaner or sponges.

Oxidization

An oxidized soldering iron does neither wet nor transfer heat well (dewetting). The higher the temperature, the greater the risk of oxidation. **Always keep tips tinned while not in use** and take advantage of **JBC Sleep & Hibernation Modes**.

Flux and solder alloy

Too much active flux can cause corrosion. **IPC recommends: ROL, REL and ORL**. Flux quantity inside small diameter solder wires might not be enough. **Provide compatible external flux if necessary**.



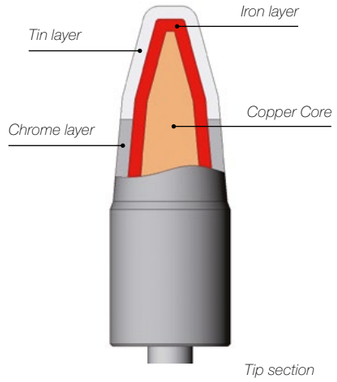

Remember:

- Work with the **lowest possible temperature**.
- Use **thermally efficient tools**.
- Choose the **right temperature and tip shape for each application**.
- **IPC recommends: ROL, REL and ORL.**
- **Always keep tips tinned while not in use.**
- Take advantage of **JBC Sleep & Hibernation Modes**.
- **Too much pressure** on the surface to solder can cause **tip or plate breakage**.
- Use the **cleaning methods provided by the manufacturer**.

Cleaning Systems

For good thermal transfer, keep the tip tinned thus free from oxides.

Clean the tip in less than a second



With automatic cleaners you **save time** and optimize production.

Improve heat transfer



A clean tip is always easier to tin, resulting in **higher quality solder joints.**

CL Manual Tip Cleaner

A complete cleaning system with splashguard and antisplash membrane to keep the workspace clean and free of solder particles.



Cleaning Methods

CL6210
Brass Wool
Very effective cleaning method. It leaves a small layer of solder on the tip to prevent oxidation between cleaning and rewetting.



S0354
Sponge
The least harmful cleaning method. Keep the sponge moist with distilled water when working to avoid tip wear.



CLMS Automatic Junior Tip Cleaner with Fiber Brushes (non-metal)

The ideal partner to any soldering station.

Two modes of operation

The motorized brushes start by pushing the button or by selecting the continuous mode.



Save space

You can easily fit the tip cleaner into your workspace thanks to its reduced size.

Brushes

CL4008
Fiber Brushes
The composition, size and thickness of the fibers ensure the **most efficient cleaning** and the least damage while cleaning the tip.



CLMU Automatic Tip Cleaners

CLMUP
Automatic Tip Cleaner with Fiber Brushes (non-metal)
Perform a thorough and **gentle tip cleaning** increasing heat transfer and maximizing the soldering quality.

CLMU
Automatic Tip Cleaner with Metal Brushes
Perform a thorough and **strong cleaning** to recover the tip increasing heat transfer. The metal brushes supplied provide a **deep cleaning**.



Sensor Mode

The sensor triggers brush rotation when tip approaches and automatically stops when the tip is removed.



Vertical position

It also features a second position which facilitates vertical tip access.



Keep your workspace clean

The locking mechanism on the brushes makes them **fast and easy to replace.**
The solder collector tray can be **easily emptied.**



Brushes

CL2008 / **CL2007**
Fiber Brushes
provide a **soft cleaning**, especially recommended for regular usage to improve tip life. Supplied with CLMUP.



CL1008 / **CL1007**
Metal Brushes
provide a **thorough cleaning to recover the tip**, increasing heat transfer. Supplied with CLMU.





JBC
The Soldering Co.

Our Cartridge Range is steadily growing as we are determined to respond to our clients' specific needs, cooperating closely with them to create the right solution.

Custom Cartridges & Tips

Does your soldering application require a **special tip design**?
Tell us your challenge at **customtips@jbctools.com**.

C115 Cartridge Range
for **NT115, AN115, NP115, B.NANO** and **B.TWEEZERS** Nano Tools



	Ref.	Description	Image and dimensions	Suggested components	Compatible with
	C115116	Chisel Cartridge 0.2 x 0.1 mm 0.008 x 0.004 in	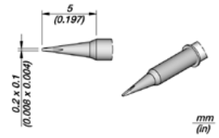	Package 01005, 0201 Very fine pitch 0.4 mm QFP, IC	Stations: NASE, NANE, CDN, B.IRON NANO, B.IRON TWEEZERS, B.IRON DUAL NANO, B.IRON REWORK
	C115117	Chisel Cartridge 0.4 x 0.2 mm 0.016 x 0.008 in	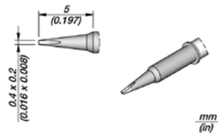	Package 0402 Very fine pitch 0.65 mm QFP, IC	Stations: NASE, NANE, CDN, B.IRON NANO, B.IRON TWEEZERS, B.IRON DUAL NANO, B.IRON REWORK
	C115108	Chisel Cartridge 0.6 x 0.3 mm 0.024 x 0.012 in	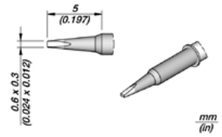	Package 0603 PLCC, SO, SOT	Stations: NASE, NANE, CDN, B.IRON NANO, B.IRON TWEEZERS, B.IRON DUAL NANO, B.IRON REWORK
	C115125	Chisel Cartridge 1 x 0.2 mm 0.039 x 0.008 in	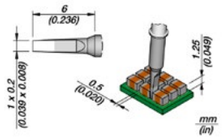	Package 0805 Difficult to reach	Stations: NASE, NANE, CDN, B.IRON NANO, B.IRON TWEEZERS, B.IRON DUAL NANO, B.IRON REWORK
	C115113	Chisel Cartridge 1 x 0.3 mm 0.039 x 0.012 in	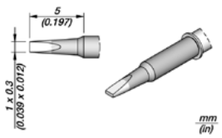	Package 0805 Through-hole	Stations: NASE, NANE, CDN, B.IRON NANO, B.IRON TWEEZERS, B.IRON DUAL NANO, B.IRON REWORK
	C115213	Chisel Cartridge 1 x 0.3 S1 mm 0.039 x 0.012 in	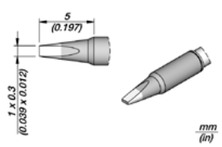	Package 0805 Through-hole High-thermal performance	Stations: NASE, NANE, CDN, B.IRON NANO, B.IRON TWEEZERS, B.IRON DUAL NANO, B.IRON REWORK
	C115221	Chisel Cartridge 1.3 x 0.3 mm 0.051 x 0.012 in	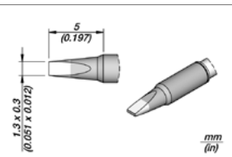	Package 0805 Through-hole High-thermal performance	Stations: NASE, NANE, CDN, B.IRON NANO, B.IRON TWEEZERS, B.IRON DUAL NANO, B.IRON REWORK
	C115222	Chisel Cartridge 1.6 x 0.3 mm 0.063 x 0.012 in	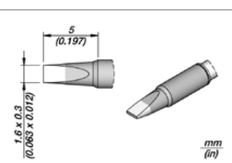	Package 0805 Through-hole High-thermal performance	Stations: NASE, NANE, CDN, B.IRON NANO, B.IRON TWEEZERS, B.IRON DUAL NANO, B.IRON REWORK

JBC
The Soldering Co.

C115 Cartridge Range for NT115, AN115, NP115, B.NANO and B.TWEEZERS Nano Tools

	Ref.	Description	Image and dimensions	Suggested components	Compatible with
	C115114	Chisel Cartridge 1.8 x 0.5 mm 0.071 x 0.020 in	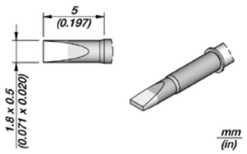	Package 0805 Through-hole	Stations: NASE, NANE, CDN, B.IRON NANO, B.IRON TWEEZERS, B.IRON DUAL NANO, B.IRON REWORK
	C115214	Chisel Cartridge 1.8 x 0.5 mm S1 0.071 x 0.020 in	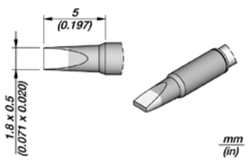	Package 1206, 1210 Through-hole High-thermal performance	Stations: NASE, NANE, CDN, B.IRON NANO, B.IRON TWEEZERS, B.IRON DUAL NANO, B.IRON REWORK
	C115223	Chisel Cartridge 2.4 x 0.6 mm 0.094 x 0.024 in	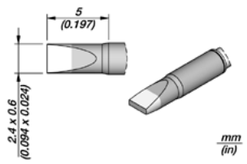	Package 0805 Through-hole High-thermal performance	Stations: NASE, NANE, CDN, B.IRON NANO, B.IRON TWEEZERS, B.IRON DUAL NANO, B.IRON REWORK
	C115109	Bevel Cartridge Ø 0.6 mm Ø 0.024 in	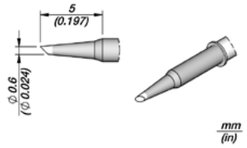	Drag soldering SMD Through-hole	Stations: NASE, NANE, CDN, B.IRON NANO, B.IRON TWEEZERS, B.IRON DUAL NANO, B.IRON REWORK
	C115127	Bevel Cartridge Ø 1 mm Ø 0.039 in	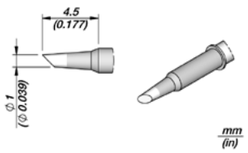	Drag soldering SMD Through-hole	Stations: NASE, NANE, CDN, B.IRON NANO, B.IRON TWEEZERS, B.IRON DUAL NANO, B.IRON REWORK
	C115128	Spoon Cartridge Ø 1 mm Ø 0.039 in	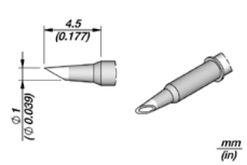	Drag soldering SMD Through-hole	Stations: NASE, NANE, CDN, B.IRON NANO, B.IRON TWEEZERS, B.IRON DUAL NANO, B.IRON REWORK
	C115126	Conical Cartridge Ø 0.1 mm S1 Ø 0.004 in	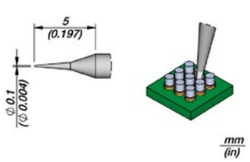	Package 01005 Very fine pitch 0.4 mm QFP, IC	Stations: NASE, NANE, CDN, B.IRON NANO, B.IRON TWEEZERS, B.IRON DUAL NANO, B.IRON REWORK
	C115101	Conical Cartridge Ø 0.1 mm Ø 0.004 in	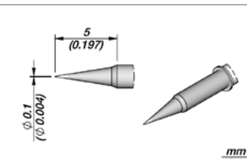	Package 01005 Very fine pitch 0.4 mm QFP, IC	Stations: NASE, NANE, CDN, B.IRON NANO, B.IRON TWEEZERS, B.IRON DUAL NANO, B.IRON REWORK

C115 Cartridge Range for NT115, AN115, NP115, B.NANO and B.TWEEZERS Nano Tools

	Ref.	Description	Image and dimensions	Suggested components	Compatible with
	C115103	Conical Cartridge Ø 0.3 mm S1 Ø 0.012 in	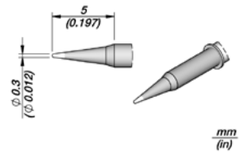	Package 0201, 0402 Very fine pitch 0.65 mm QFP, IC	Stations: NASE, NANE, CDN, B.IRON NANO, B.IRON TWEEZERS, B.IRON DUAL NANO, B.IRON REWORK
	C115106	Conical Cartridge Ø 0.5 mm Ø 0.020 in	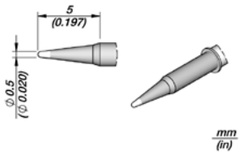	Package 0603 QFP, IC	Stations: NASE, NANE, CDN, B.IRON NANO, B.IRON TWEEZERS, B.IRON DUAL NANO, B.IRON REWORK
	C115107	Conical Cartridge Ø 0.8 mm Ø 0.031 in	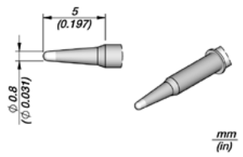	General use	Stations: NASE, NANE, CDN, B.IRON NANO, B.IRON TWEEZERS, B.IRON DUAL NANO, B.IRON REWORK
	C115124	Conical Bent Cartridge Ø 0.1 mm S1 Ø 0.004 in	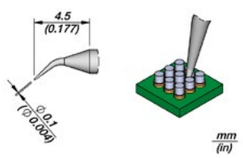	Package 01005 Very fine pitch 0.4 mm QFP, IC	Stations: NASE, NANE, CDN, B.IRON NANO, B.IRON TWEEZERS, B.IRON DUAL NANO, B.IRON REWORK
	C115118	Conical Bent Cartridge Ø 0.1 mm Ø 0.004 in	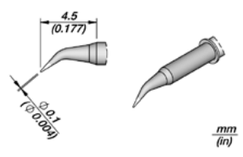	Package 01005 Very fine pitch 0.4 mm QFP, IC	Stations: NASE, NANE, CDN, B.IRON NANO, B.IRON TWEEZERS, B.IRON DUAL NANO, B.IRON REWORK
	C115105	Conical Bent Cartridge Ø 0.3 mm Ø 0.012 in	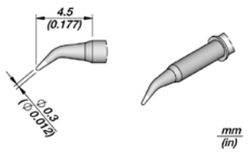	Package 0201, 0402 Fine pitch 0.65 mm QFP, IC	Stations: NASE, NANE, CDN, B.IRON NANO, B.IRON TWEEZERS, B.IRON DUAL NANO, B.IRON REWORK
	C115110	Conical Bent Cartridge Ø 0.5 mm Ø 0.020 in	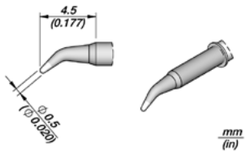	Package 0603 QFP, IC	Stations: NASE, NANE, CDN, B.IRON NANO, B.IRON TWEEZERS, B.IRON DUAL NANO, B.IRON REWORK
	C115120	Knife Cartridge 1 x 0.2 mm 0.039 x 0.008 in	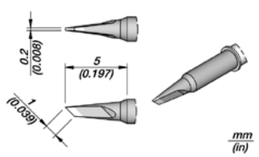	Drag soldering SMD Package 0805 Through-hole	Stations: NASE, NANE, CDN, B.IRON NANO, B.IRON TWEEZERS, B.IRON DUAL NANO, B.IRON REWORK

C115 Cartridge Range for NT115, AN115, NP115, B.NANO and B.TWEEZERS Nano Tools

	Ref.	Description	Image and dimensions	Suggested components	Compatible with
	C115112	Knife Cartridge 2.5 x 0.3 mm 0.098 x 0.012 in	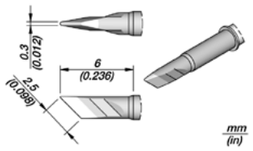	Drag soldering SMD SO, SOT Package 1210, 1812, 2010, 2512	Stations: NASE, NANE, CDN, B.IRON NANO, B.IRON TWEEZERS, B.IRON DUAL NANO, B.IRON REWORK
	C115212	Knife Cartridge 2.5 x 0.3 mm S1 0.098 x 0.012 in	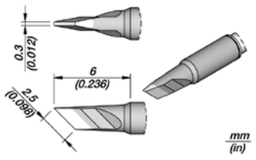	Drag soldering SMD SO, SOT Package 1210, 1812, 2010, 2512 High-thermal performance	Stations: NASE, NANE, CDN, B.IRON NANO, B.IRON TWEEZERS, B.IRON DUAL NANO, B.IRON REWORK
	C115129	Knife Cartridge 2.8 x 0.2 mm 0.110 x 0.008 in	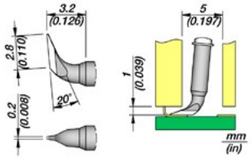	IC, Difficult to reach	Stations: NASE, NANE, CDN, B.IRON NANO, B.IRON TWEEZERS, B.IRON DUAL NANO, B.IRON REWORK
	C115131	Blade Cartridge 2 x 0.35 mm 0.079 x 0.014 in	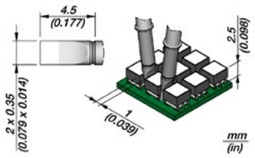	LED SMD 2727, 1921, 1415	Stations: NASE, NANE, CDN, B.IRON NANO, B.IRON TWEEZERS, B.IRON DUAL NANO, B.IRON REWORK
	C115111	Blade Cartridge 3.5 x 0.7 mm 0.138 x 0.028 in	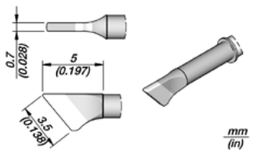	Package 1210, 1812 SO, SOT	Stations: NASE, NANE, CDN, B.IRON NANO, B.IRON TWEEZERS, B.IRON DUAL NANO, B.IRON REWORK
	C115211	Blade Cartridge 3.5 x 0.7 mm S1 0.138 x 0.028 in	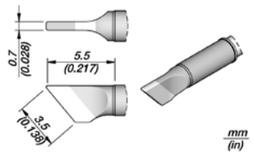	Package 1210, 1812 SO, SOT High-thermal performance	Stations: NASE, NANE, CDN, B.IRON NANO, B.IRON TWEEZERS, B.IRON DUAL NANO, B.IRON REWORK
	C115132	Chip Components Cartridge 0.7 mm 0.028 in	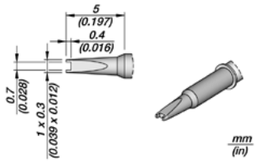	Package 0201	Stations: NASE, NANE, CDN, B.IRON NANO, B.IRON TWEEZERS, B.IRON DUAL NANO, B.IRON REWORK
	C115115	Conformal Coating Removal Steel Cartridge 1 mm 0.039 in		Stainless Steel Remove underfill encapsulants	Stations: NASE, NANE, CDN, B.IRON NANO, B.IRON TWEEZERS, B.IRON DUAL NANO, B.IRON REWORK



C120 **Cartridge Range**
for **PA120** and **AM120** Micro Tweezers

	Ref.	Description	Image and dimensions	Suggested components	Compatible with
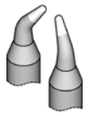	C120001	Conical Bent Cartridge Ø 0.2 mm Ø 0.008 in		Package 0201, 0402	Stations: CP Control Units: DI, DDE, DME
	C120002	Conical Bent Cartridge Ø 0.2 mm Ø 0.008 in	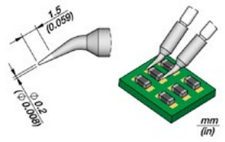	Package 0201, 0402	Stations: CP Control Units: DI, DDE, DME
	C120902	Conical Bent Cartridge Ø 0.3 mm Ø 0.012 in	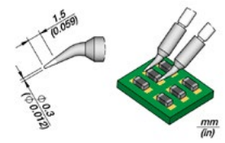	Package 0201, 0402 Fine pitch 0.65 mm QFP, IC	Stations: CP Control Units: DI, DDE, DME
	C120006	Conical Bent Cartridge Ø 0.5 mm Ø 0.020 in	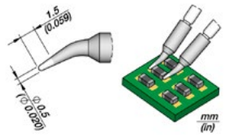	Package 0603 QFP, IC	Stations: CP Control Units: DI, DDE, DME
	C120004	Conical Bent Cartridge Ø 0.7 mm S1 Ø 0.028 in	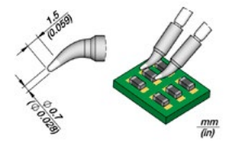	SMD capacitors QFP, IC Through-hole	Stations: CP Control Units: DI, DDE, DME
	C120012	Conical Bent Cartridge Ø 0.7 mm S2 Ø 0.028 in	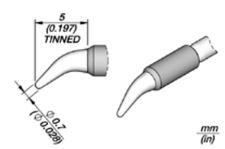	SMD capacitors QFP, IC Through-hole Tip with an extra tinned surface	Stations: CP Control Units: DI, DDE, DME
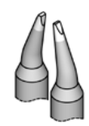	C120014	Chisel Bent Cartridge 0.2 x 1.5 mm 0.008 x 0.059 in	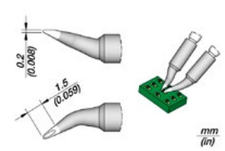	Package 0603	Stations: CP Control Units: DI, DDE, DME
	C120015	Chisel Bent Cartridge 0.2 x 1.5 mm 0.008 x 0.059 in	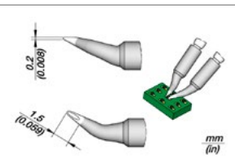	Package 0603	Stations: CP Control Units: DI, DDE, DME

JBC
The Soldering Co.

C120 **Cartridge Range** for **PA120** and **AM120** Micro Tweezers

	Ref.	Description	Image and dimensions	Suggested components	Compatible with
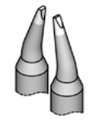	C120011	Chisel Bent Cartridge 0.6 x 0.3 mm 0.024 x 0.012 in	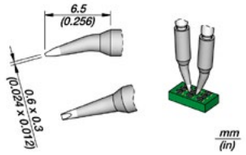	Package 0603	Stations: CP Control Units: DI, DDE, DME
	C120013	Blade Cartridge 2 mm 0.079 in	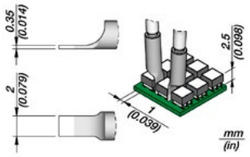	LED SMD 2727, 1921, 1415	Stations: CP Control Units: DI, DDE, DME
	C120003	Blade Cartridge 3 mm 0.118 in		Package 1210, 1812 SO, SOT	Stations: CP Control Units: DI, DDE, DME
	C120007	Blade Cartridge 3.5 mm Right 0.138 in	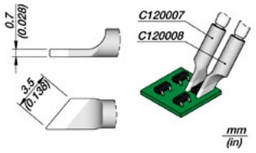	Package 1210, 1812 SO, SOT	Stations: CP Control Units: DI, DDE, DME
	C120008	Blade Cartridge 3.5 mm Left 0.138 in	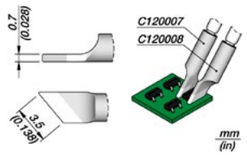	Package 1210, 1812 SO, SOT	Stations: CP Control Units: DI, DDE, DME
	C120005	Blade Cartridge 5 mm 0.197 in	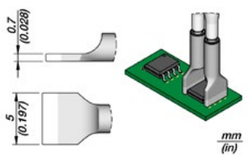	SO, SOT	Stations: CP Control Units: DI, DDE, DME
	C120009	Blade Cartridge 6 mm Right 0.236 in	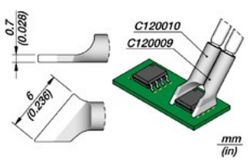	SO, SOT	Stations: CP Control Units: DI, DDE, DME
	C120010	Blade Cartridge 6 mm Left 0.236 in	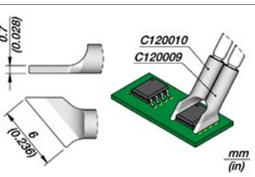	SO, SOT	Stations: CP Control Units: DI, DDE, DME



C210 Cartridge Range
for **T210**, **B.100** and **B.500** Tools

	Ref.	Description	Image and dimensions	Suggested components	Compatible with
	C210020	Conical Cartridge Ø 0.1 mm Ø 0.004 in	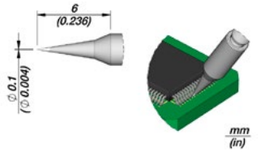	Package 01005, 0201 Very fine pitch 0.4 mm QFP, IC	Stations: CDS, B.IRON 100, B.IRON 500, B.IRON DUAL 500 Control Units: DI, DDE, DME
	C210009	Conical Cartridge Ø 0.2 mm Ø 0.008 in	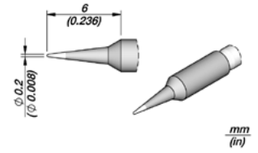	Package 01005, 0201 Very fine pitch 0.4mm QFP, IC	Stations: CDS, B.IRON 100, B.IRON 500, B.IRON DUAL 500 Control Units: DI, DDE, DME
	C210016	Conical Cartridge Ø 0.3 mm S1 Ø 0.012 in	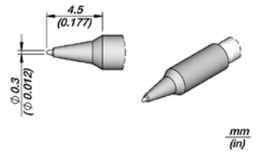	Package 0201, 0402 Fine pitch 0.65 mm QFP, IC	Stations: CDS, B.IRON 100, B.IRON 500, B.IRON DUAL 500 Control Units: DI, DDE, DME
	C210001	Conical Cartridge Ø 0.3 mm S2 Ø 0.012 in	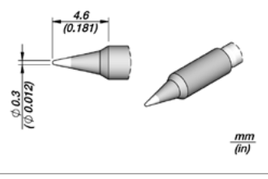	Package 0201, 0402 Fine pitch 0.65 mm QFP, IC	Stations: CDS, B.IRON 100, B.IRON 500, B.IRON DUAL 500 Control Units: DI, DDE, DME
	C210013	Conical Cartridge Ø 0.5 mm Ø 0.020 in	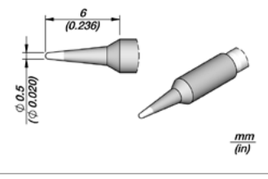	Package 0603 QFP, IC	Stations: CDS, B.IRON 100, B.IRON 500, B.IRON DUAL 500 Control Units: DI, DDE, DME
	C210003	Conical Cartridge Ø 0.6 mm Ø 0.024 in	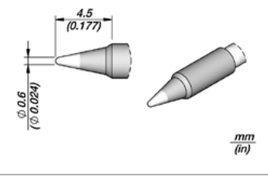	General use	Stations: CDS, B.IRON 100, B.IRON 500, B.IRON DUAL 500 Control Units: DI, DDE, DME
	C210005	Conical Cartridge Ø 1 mm Ø 0.039 in	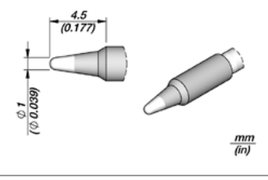	General use	Stations: CDS, B.IRON 100, B.IRON 500, B.IRON DUAL 500 Control Units: DI, DDE, DME

JBC
The Soldering Co.

C210 Cartridge Range for T210, B.100 and B.500 Tools

	Ref.	Description	Image and dimensions	Suggested components	Compatible with
	C210002	Conical Bent Cartridge Ø 0.2 mm Ø 0.008 in	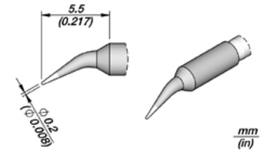	Package 0201, 0402	Stations: CDS, B.IRON 100, B.IRON 500, B.IRON DUAL 500 Control Units: DI, DDE, DME
	C210010	Conical Bent Cartridge Ø 0.3 mm Ø 0.012 in	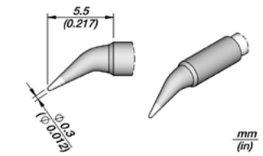	Package 0201, 0402 Fine pitch 0.65 mm QFP, IC	Stations: CDS, B.IRON 100, B.IRON 500, B.IRON DUAL 500 Control Units: DI, DDE, DME
	C210014	Conical Bent Cartridge Ø 0.5 mm Ø 0.020 in	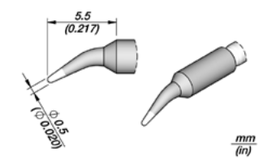	Package 0603 QFP, IC	Stations: CDS, B.IRON 100, B.IRON 500, B.IRON DUAL 500 Control Units: DI, DDE, DME
	C210004	Conical Bent Cartridge Ø 0.7 mm Ø 0.028 in	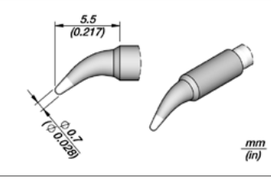	General use	Stations: CDS, B.IRON 100, B.IRON 500, B.IRON DUAL 500 Control Units: DI, DDE, DME
	C210036	Bevel Cartridge Ø 0.6 mm Ø 0.024 in	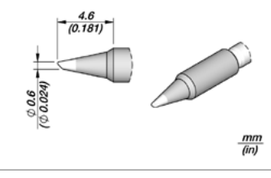	Drag Soldering General use	Stations: CDS, B.IRON 100, B.IRON 500, B.IRON DUAL 500 Control Units: DI, DDE, DME
	C210006	Bevel Cartridge Ø 1 mm Ø 0.039 in	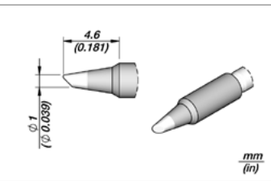	Drag Soldering General use	Stations: CDS, B.IRON 100, B.IRON 500, B.IRON DUAL 500 Control Units: DI, DDE, DME
	C210027	Bevel Cartridge Ø 1.5 mm Ø 0.059 in	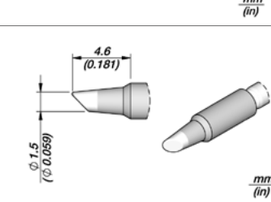	Drag Soldering General use	Stations: CDS, B.IRON 100, B.IRON 500, B.IRON DUAL 500 Control Units: DI, DDE, DME
	C210031	Bevel Cartridge Ø 2 mm Ø 0.079 in	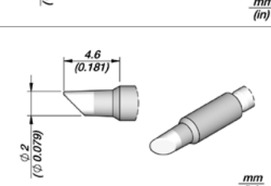	Drag Soldering General use	Stations: CDS, B.IRON 100, B.IRON 500, B.IRON DUAL 500 Control Units: DI, DDE, DME

C210 **Cartridge Range** for **T210**, **B.100** and **B.500** Tools

	Ref.	Description	Image and dimensions	Suggested components	Compatible with
	C210040	Bevel Cartridge Ø 2.9 mm Ø 0.114 in	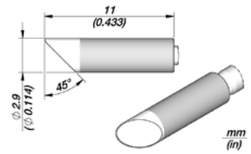	Drag Soldering General use	Stations: CDS, B.IRON 100, B.IRON 500, B.IRON DUAL 500 Control Units: DI, DDE, DME
	C210041	Bevel Cartridge Ø 3.9 mm Ø 0.153 in	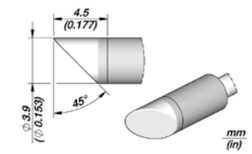	Drag Soldering General use	Stations: CDS, B.IRON 100, B.IRON 500, B.IRON DUAL 500 Control Units: DI, DDE, DME
	C210028	Spoon Cartridge Ø 1 mm Ø 0.039 in	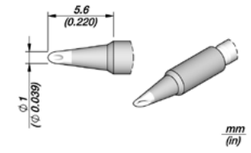	Drag soldering	Stations: CDS, B.IRON 100, B.IRON 500, B.IRON DUAL 500 Control Units: DI, DDE, DME
	C210029	Spoon Cartridge Ø 1.5 mm Ø 0.059 in	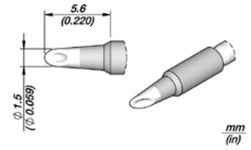	Drag soldering	Stations: CDS, B.IRON 100, B.IRON 500, B.IRON DUAL 500 Control Units: DI, DDE, DME
	C210030	Spoon Cartridge Ø 2 mm Ø 0.079 in	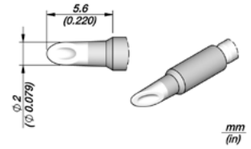	Drag soldering	Stations: CDS, B.IRON 100, B.IRON 500, B.IRON DUAL 500 Control Units: DI, DDE, DME
	C210038	Barrel Cartridge Ø 8 mm Ø 0.031 in	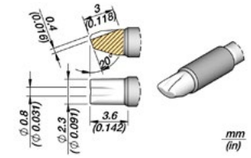	Through- hole Cable soldering / desoldering	Stations: CDS, B.IRON 100, B.IRON 500, B.IRON DUAL 500 Control Units: DI, DDE, DME
	C210019	Chisel Cartridge 0.2 x 0.1 mm 0.008 x 0.004 in	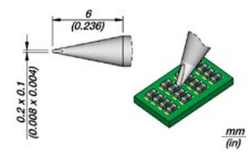	Package 01005, 0201 Very fine pitch 0.4 mm QFP, IC	Stations: CDS, B.IRON 100, B.IRON 500, B.IRON DUAL 500 Control Units: DI, DDE, DME
	C210023	Chisel Cartridge 0.4 x 0.2 mm 0.016 x 0.008 in	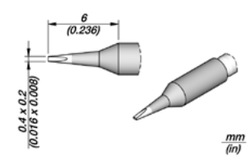	Package 0402 Very fine pitch 0.65 mm QFP, IC	Stations: CDS, B.IRON 100, B.IRON 500, B.IRON DUAL 500 Control Units: DI, DDE, DME

C210 **Cartridge Range** for **T210**, **B.100** and **B.500** Tools

	Ref.	Description	Image and dimensions	Suggested components	Compatible with
	C210021	Chisel Cartridge 0.6 x 0.3 mm 0.024 x 0.012 in	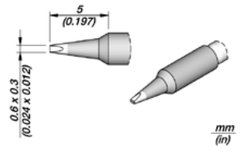	Package 0603	Stations: CDS, B.IRON 100, B.IRON 500, B.IRON DUAL 500 Control Units: DI, DDE, DME
	C210024	Chisel Cartridge 0.8 x 0.3 mm 0.032 x 0.012 in	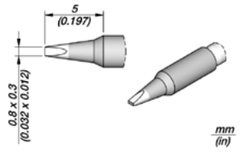	Package 0805 Through-hole	Stations: CDS, B.IRON 100, B.IRON 500, B.IRON DUAL 500 Control Units: DI, DDE, DME
	C210022	Chisel Cartridge 1.3 x 0.4 mm 0.051 x 0.016 in	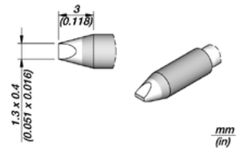	Package 0805 Through-hole	Stations: CDS, B.IRON 100, B.IRON 500, B.IRON DUAL 500 Control Units: DI, DDE, DME
	C210008	Chisel Cartridge 1.3 x 0.6 mm 0.051 x 0.024 in	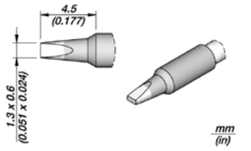	Package 0805 Through-hole	Stations: CDS, B.IRON 100, B.IRON 500, B.IRON DUAL 500 Control Units: DI, DDE, DME
	C210007	Chisel Cartridge 2.3 x 0.7 mm 0.091 x 0.028 in	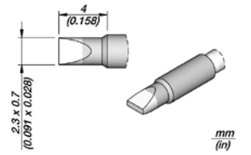	Package 0805 Through-hole	Stations: CDS, B.IRON 100, B.IRON 500, B.IRON DUAL 500 Control Units: DI, DDE, DME
	C210039	Chisel Cartridge 2.9 x 0.7 mm 0.114 x 0.028 in	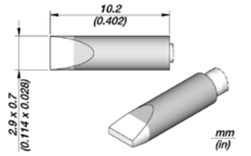	Package 0805 Through-hole	Stations: CDS, B.IRON 100, B.IRON 500, B.IRON DUAL 500 Control Units: DI, DDE, DME
	C210042	Chisel Cartridge 3.9 x 1 mm 0.153 x 0.039 in	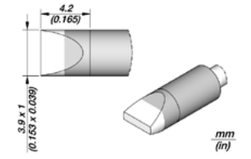	Package 0805 Through-hole	Stations: CDS, B.IRON 100, B.IRON 500, B.IRON DUAL 500 Control Units: DI, DDE, DME
	C210017	Pin / Connector Cartridge Ø 0.7 mm Ø 0.028 in	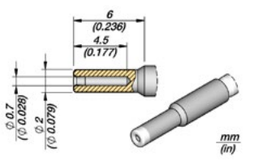	Through-hole	Stations: CDS, B.IRON 100, B.IRON 500, B.IRON DUAL 500 Control Units: DI, DDE, DME

C210 **Cartridge Range** for **T210**, **B.100** and **B.500** Tools

	Ref.	Description	Image and dimensions	Suggested components	Compatible with
	C210015	Pin / Connector Cartridge Ø 0.8 mm Ø 0.032 in	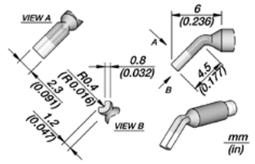	Through-hole Coaxial connector	Stations: CDS, B.IRON 100, B.IRON 500, B.IRON DUAL 500 Control Units: DI, DDE, DME
	C210025	Pin / Connector Cartridge Ø 1.1 mm Ø 0.043 in	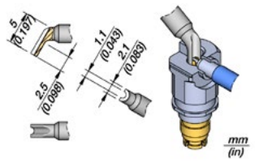	Through-hole Coaxial connector	Stations: CDS, B.IRON 100, B.IRON 500, B.IRON DUAL 500 Control Units: DI, DDE, DME
	C210012	Pin / Connector Cartridge Ø 1 mm Ø 0.039 in	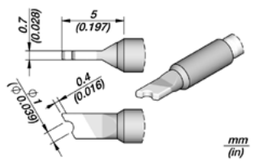	Cables Connectors	Stations: CDS, B.IRON 100, B.IRON 500, B.IRON DUAL 500 Control Units: DI, DDE, DME
	C210033	Knife Cartridge 2.5 x 0.3 mm 0.098 x 0.012 in	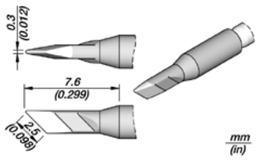	Drag soldering SMD SO, SOT Package 1210, 1812, 2010, 2512	Stations: CDS, B.IRON 100, B.IRON 500, B.IRON DUAL 500 Control Units: DI, DDE, DME
	C210018	Knife Cartridge 3.4 x 0.3 mm 0.134 x 0.012 in	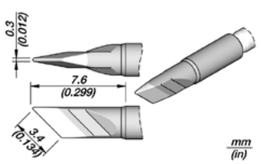	Drag soldering SMD SO, SOT Package 1210, 1812, 2010, 2512	Stations: CDS, B.IRON 100, B.IRON 500, B.IRON DUAL 500 Control Units: DI, DDE, DME
	C210034	Conformal Coating Removal Steel Cartridge 1 x 0.1 mm 0.039 x 0.004 in		Stainless Steel Remove underfill encapsulants	Stations: CDS, B.IRON 100, B.IRON 500, B.IRON DUAL 500 Control Units: DI, DDE, DME



C245 **Cartridge Range** for **T245** General Purpose Handles

	Ref.	Description	Image and dimensions	Suggested components	Compatible with
	C245030	Conical Cartridge Ø 0.3 mm Ø 0.012 in	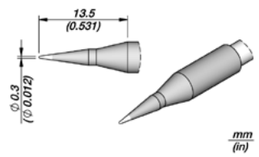	Package 0201, 0402 Fine pitch 0.65 mm QFP, IC	Stations: CDB, CDEB Control Units: DI, DDE, DME
	C245032	Conical Cartridge Ø 0.4 mm Ø 0.016 in	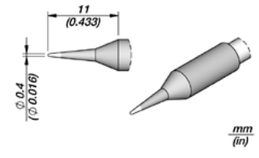	Package 0201, 0402 Fine pitch 0.65 mm QFP, IC	Stations: CDB, CDEB Control Units: DI, DDE, DME
	C245036	Conical Cartridge Ø 0.5 mm S1 Ø 0.020 in	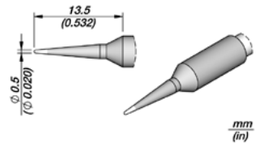	Package 0603 QFP, IC	Stations: CDB, CDEB Control Units: DI, DDE, DME
	C245930	Conical Cartridge Ø 0.5 mm S2 Ø 0.020 in	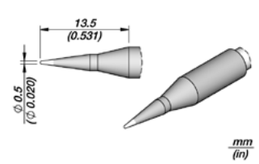	Package 0603 QFP, IC	Stations: CDB, CDEB Control Units: DI, DDE, DME
	C245001	Conical Cartridge Ø 0.6 mm Ø 0.024 in	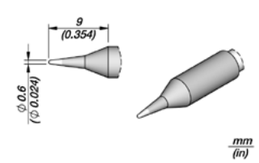	Package 0603 QFP, IC	Stations: CDB, CDEB Control Units: DI, DDE, DME
	C245937	Conical Cartridge Ø 0.6 mm HT Ø 0.024 in	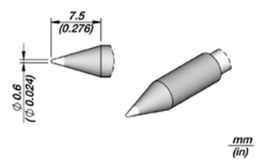	Package 0603 QFP, IC	Stations: CDB, CDEB Control Units: DI, DDE, DME
	C245957	Conical Cartridge Ø 0.8 mm Ø 0.031 in	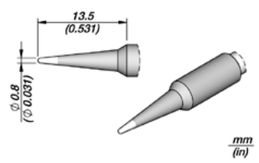	Through-hole	Stations: CDB, CDEB Control Units: DI, DDE, DME

C245 **Cartridge Range** for **T245** General Purpose Handles

	Ref.	Description	Image and dimensions	Suggested components	Compatible with
	C245903	Conical Cartridge Ø 1 mm S1 Ø 0.040 in	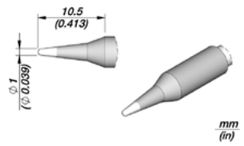	General use	Stations: CDB, CDEB Control Units: DI, DDE, DME
	C245041	Conical Cartridge Ø 1 mm S2 Ø 0.040 in	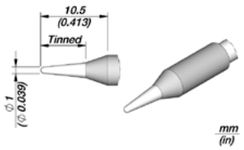	General use Tip with an extra tinned surface	Stations: CDB, CDEB Control Units: DI, DDE, DME
	C245403	Conical Cartridge Ø 1 HT mm Ø 0.040 in	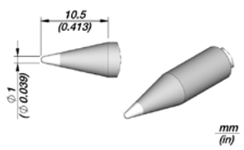	General use	Stations: CDB, CDEB Control Units: DI, DDE, DME
	C245943	Conical Cartridge Ø 1.7 mm Ø 0.070 in	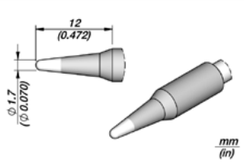	General use	Stations: CDB, CDEB Control Units: DI, DDE, DME
	C245933	Conical Cartridge Ø 2.2 mm Ø 0.090 in	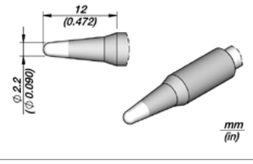	General use	Stations: CDB, CDEB Control Units: DI, DDE, DME
	C245107	Conical Cartridge Ø 3 mm HT Ø 0.118 in	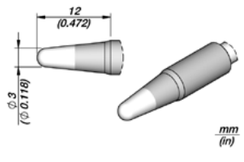	General use	Stations: CDB, CDEB Control Units: DI, DDE, DME
	C245034	Conical Bent Cartridge Ø 0.4 mm S1 Ø 0.016 in	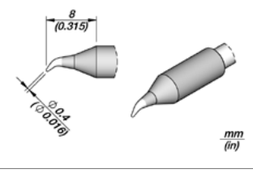	Package 0201, 0402 Fine pitch 0.65 mm QFP, IC	Stations: CDB, CDEB Control Units: DI, DDE, DME
	C245029	Conical Bent Cartridge Ø 0.4 mm S2 Ø 0.016 in	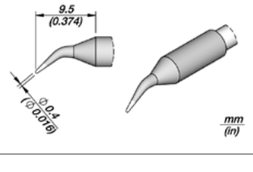	Package 0201, 0402 Fine pitch 0.65 mm QFP, IC	Stations: CDB, CDEB Control Units: DI, DDE, DME

C245 **Cartridge Range** for **T245** General Purpose Handles

	Ref.	Description	Image and dimensions	Suggested components	Compatible with
	C245126	Conical Bent Cartridge Ø 0.4 mm S3 Ø 0.016 in	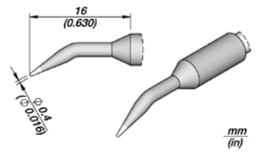	Package 0201, 0402 Fine pitch 0.65 mm QFP, IC	Stations: CDB, CDEB Control Units: DI, DDE, DME
	C245786	Conical Bent Cartridge Ø 0.4 mm S4 Ø 0.016 in	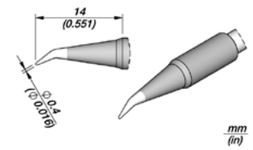	Package 0201, 0402 Fine pitch 0.65 mm QFP, IC	Stations: CDB, CDEB Control Units: DI, DDE, DME
	C245929	Conical Bent Cartridge Ø 0.6 mm Ø 0.024 in	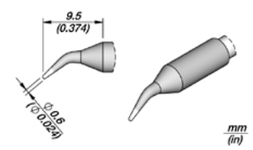	Package 0603 QFP, IC	Stations: CDB, CDEB Control Units: DI, DDE, DME
	C245935	Conical Bent Cartridge Ø 0.8 mm Ø 0.031 in	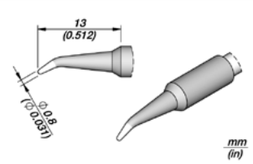	Through-hole	Stations: CDB, CDEB Control Units: DI, DDE, DME
	C245904	Conical Bent Cartridge Ø 1 mm Ø 0.039 in	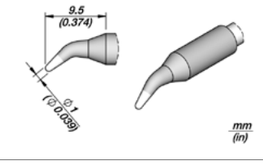	General use	Stations: CDB, CDEB Control Units: DI, DDE, DME
	C245259	Conical Bent Cartridge Ø 1.5 mm Ø 0.059 in	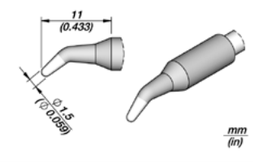	General use	Stations: CDB, CDEB Control Units: DI, DDE, DME
	C245260	Conical Bent Cartridge Ø 2 mm HT Ø 0.079 in	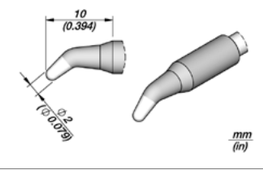	General use	Stations: CDB, CDEB Control Units: DI, DDE, DME
	C245627	Conical Bent Cartridge Ø 3 mm Ø 0.118 in	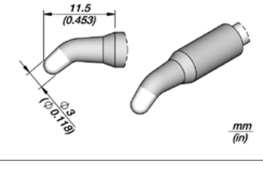	General use	Stations: CDB, CDEB Control Units: DI, DDE, DME

C245 **Cartridge Range** for **T245** General Purpose Handles

	Ref.	Description	Image and dimensions	Suggested components	Compatible with
	C245628	Conical Bent Cartridge Ø 4 mm HT Ø 0.157 in	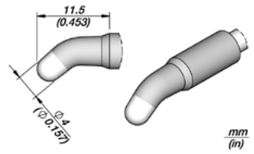	General use	Stations: CDB, CDEB Control Units: DI, DDE, DME
	C245731	Chisel Cartridge 0.6 x 0.3 mm 0.024 x 0.011 in	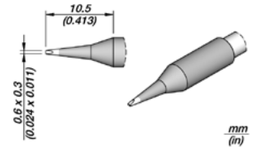	Package 0603	Stations: CDB, CDEB Control Units: DI, DDE, DME
	C245773	Chisel Cartridge 0.8 x 0.3 mm 0.031 x 0.011 in	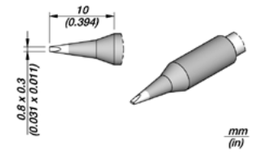	Package 0805 Through-hole	Stations: CDB, CDEB Control Units: DI, DDE, DME
	C245742	Chisel Cartridge 0.8 x 0.6 mm HT 0.032 x 0.024 in	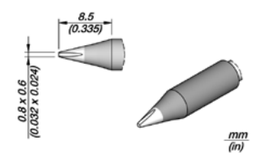	Package 0805 Through-hole	Stations: CDB, CDEB Control Units: DI, DDE, DME
	C245170	Chisel Cartridge 1 x 0.5 mm 0.039 x 0.020 in	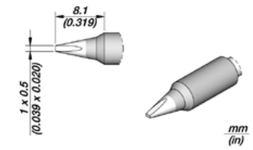	General use	Stations: CDB, CDEB Control Units: DI, DDE, DME
	C245774	Chisel Cartridge 1.2 x 0.3 mm 0.047 x 0.012 in	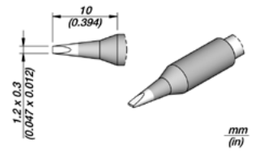	General use	Stations: CDB, CDEB Control Units: DI, DDE, DME
	C245906	Chisel Cartridge 1.2 x 0.7 mm 0.047 x 0.027 in	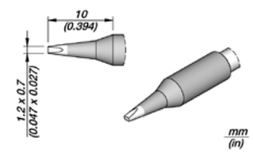	General use	Stations: CDB, CDEB Control Units: DI, DDE, DME
	C245406	Chisel Cartridge 1.2 x 0.7 mm HT 0.047 x 0.028 in	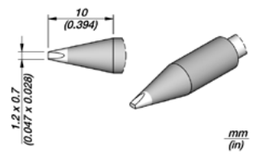	General use	Stations: CDB, CDEB Control Units: DI, DDE, DME

C245 **Cartridge Range** for **T245** General Purpose Handles

	Ref.	Description	Image and dimensions	Suggested components	Compatible with
	C245768	Chisel Cartridge 1.5 x 0.3 mm 0.059 x 0.012 in	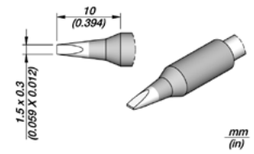	General use	Stations: CDB, CDEB Control Units: DI, DDE, DME
	C245171	Chisel Cartridge 1.8 x 0.5 mm 0.071 x 0.020 in	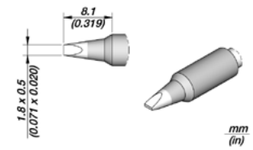	General use	Stations: CDB, CDEB Control Units: DI, DDE, DME
	C245944	Chisel Cartridge 1.8 x 0.8 mm 0.070 x 0.031 in	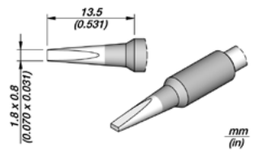	General use	Stations: CDB, CDEB Control Units: DI, DDE, DME
	C245907	Chisel Cartridge 2.2 x 1 mm 0.087 x 0.039 in	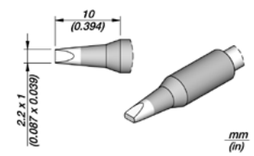	General use	Stations: CDB, CDEB Control Units: DI, DDE, DME
	C245407	Chisel Cartridge 2.2 x 1 mm HT 0.087 x 0.039 in	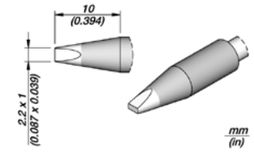	General use	Stations: CDB, CDEB Control Units: DI, DDE, DME
	C245770	Chisel Cartridge 2.4 x 0.3 mm 0.094 x 0.012 in	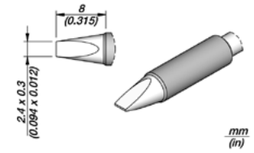	General use	Stations: CDB, CDEB Control Units: DI, DDE, DME
	C245759	Chisel Cartridge 2.4 x 0.5 mm HT 0.094 x 0.019 in	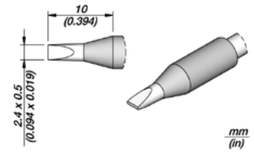	General use	Stations: CDB, CDEB Control Units: DI, DDE, DME
	C245741	Chisel Cartridge 2.4 x 0.6 mm HT 0.095 x 0.024 in	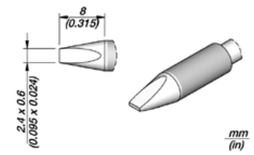	General use	Stations: CDB, CDEB Control Units: DI, DDE, DME

C245 **Cartridge Range** for **T245** General Purpose Handles

	Ref.	Description	Image and dimensions	Suggested components	Compatible with
	C245729	Chisel Cartridge 2.7 x 1 mm 0.106 x 0.039 in	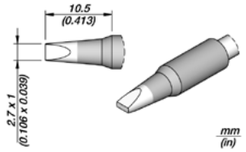	General use	Stations: CDB, CDEB Control Units: DI, DDE, DME
	C245061	Chisel Cartridge 3 x 1 mm 0.118 x 0.039 in	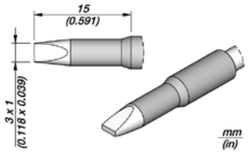	General use	Stations: CDB, CDEB Control Units: DI, DDE, DME
	C245911	Chisel Cartridge 3.2 x 1.2 mm 0.126 x 0.047 in	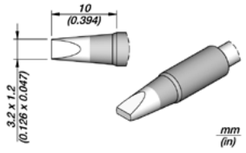	General use	Stations: CDB, CDEB Control Units: DI, DDE, DME
	C245775	Chisel Cartridge 3.2 x 1.2 mm S1 0.126 x 0.047 in	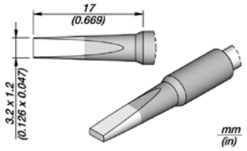	General use	Stations: CDB, CDEB Control Units: DI, DDE, DME
	C245755	Chisel Cartridge 4 x 0.8 mm HT 0.157 x 0.031 in	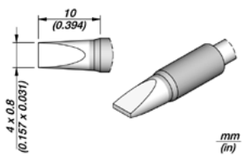	General use	Stations: CDB, CDEB Control Units: DI, DDE, DME
	C245756	Chisel Cartridge 4.8 x 1 mm HT 0.189 x 0.374 in	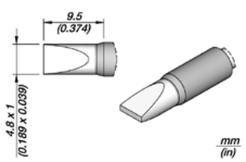	General use	Stations: CDB, CDEB Control Units: DI, DDE, DME
	C245908	Chisel Cartridge 4.8 x 1.5 mm HT S1 0.189 x 0.059 in	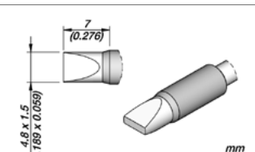	General use	Stations: CDB, CDEB Control Units: DI, DDE, DME
	C245708	Chisel Cartridge 4.8 x 1.5 mm HT S2 0.189 x 0.059 in	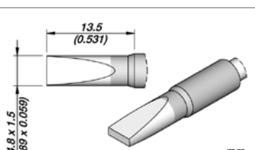	General use	Stations: CDB, CDEB Control Units: DI, DDE, DME

C245 **Cartridge Range** for **T245** General Purpose Handles

	Ref.	Description	Image and dimensions	Suggested components	Compatible with
	C245967	Chisel Cartridge 5 x 1 mm HT 0.197 x 0.039 in	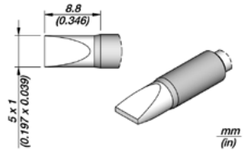	General use	Stations: CDB, CDEB Control Units: DI, DDE, DME
	C245069	Chisel Cartridge 5 x 1.7 mm HT 0.197 x 0.067 in	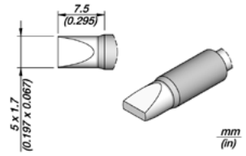	General use	Stations: CDB, CDEB Control Units: DI, DDE, DME
	C245966	Chisel Cartridge 6.6 x 1.8 mm HT 0.259 x 0.071 in	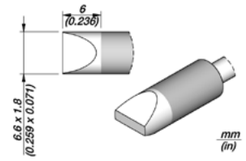	General use	Stations: CDB, CDEB Control Units: DI, DDE, DME
	C245962	Chisel Bent Cartridge 1.2 x 0.7 mm 0.047 x 0.027 in	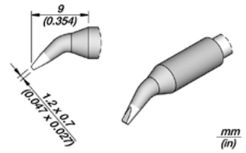	General use	Stations: CDB, CDEB Control Units: DI, DDE, DME
	C245963	Chisel Bent Cartridge 1.8 x 0.8 mm 0.071 x 0.031 in	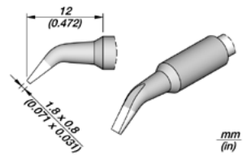	General use	Stations: CDB, CDEB Control Units: DI, DDE, DME
	C245946	Chisel Bent Cartridge 2.2 x 1 mm 0.087 x 0.039 in	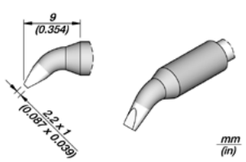	General use	Stations: CDB, CDEB Control Units: DI, DDE, DME
	C245732	Chisel Bent Cartridge 3.2 x 1.5 mm 0.126 x 0.059 in	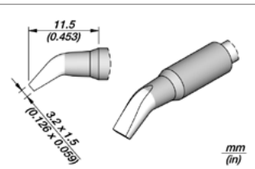	General use	Stations: CDB, CDEB Control Units: DI, DDE, DME
	C245761	Chisel Bent Cartridge 3 x 1 mm 0.118 x 0.039 in	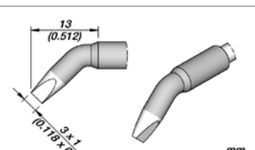	General use	Stations: CDB, CDEB Control Units: DI, DDE, DME

C245 **Cartridge Range** for **T245** General Purpose Handles

	Ref.	Description	Image and dimensions	Suggested components	Compatible with
	C245747	Bevel Cartridge Ø 0.6 mm Ø 0.024 in	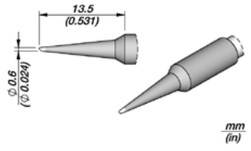	Package 0603 Through-hole	Stations: CDB, CDEB Control Units: DI, DDE, DME
	C245710	Bevel Cartridge Ø 1.2 mm Ø 0.047 in	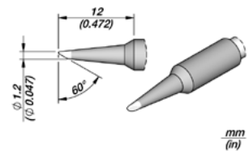	Drag soldering Through-hole	Stations: CDB, CDEB Control Units: DI, DDE, DME
	C245064	Bevel Cartridge Ø 1.3 mm Ø 0.051 in	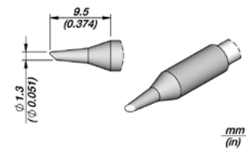	Drag soldering Through-hole Hoof tip with reduced tinned surface, ideal for touch-up	Stations: CDB, CDEB Control Units: DI, DDE, DME
	C245905	Bevel Cartridge Ø 1.5 mm Ø 0.059 in	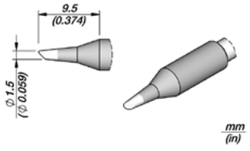	Drag soldering Through-hole	Stations: CDB, CDEB Control Units: DI, DDE, DME
	C245405	Bevel Cartridge Ø 1.5 mm HT Ø 0.059 in	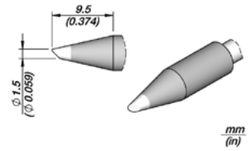	Drag soldering Through-hole	Stations: CDB, CDEB Control Units: DI, DDE, DME
	C245102	Bevel Cartridge Ø 2 mm Ø 0.079 in	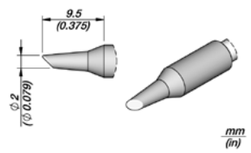	Drag soldering Through-hole Hoof tip with reduced tinned surface, ideal for touch-up	Stations: CDB, CDEB Control Units: DI, DDE, DME
	C245945	Bevel Cartridge Ø 2.2 mm Ø 0.087 in	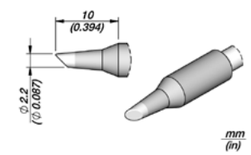	Drag soldering Through-hole	Stations: CDB, CDEB Control Units: DI, DDE, DME
	C245795	Bevel Cartridge Ø 2.5 mm L Ø 0.098 in	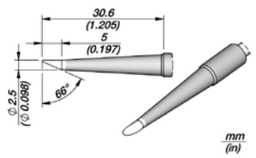	Drag soldering Through-hole	Stations: CDB, CDEB Control Units: DI, DDE, DME

C245 **Cartridge Range** for **T245** General Purpose Handles

	Ref.	Description	Image and dimensions	Suggested components	Compatible with
	C245784	Bevel Cartridge Ø 2.8 mm Ø 0.110 in	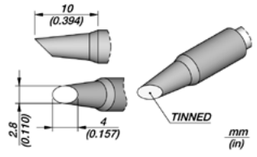	Drag soldering Through-hole	Stations: CDB, CDEB Control Units: DI, DDE, DME
	C245793	Bevel Cartridge Ø 2.8 mm - 60° Ø 0.110 in - 60°	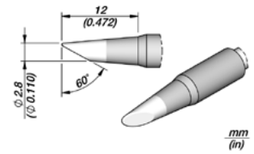	Drag soldering Through-hole	Stations: CDB, CDEB Control Units: DI, DDE, DME
	C245912	Bevel Cartridge Ø 3 mm Ø 0.118 in	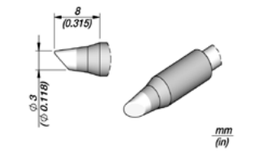	Drag soldering Through-hole	Stations: CDB, CDEB Control Units: DI, DDE, DME
	C245056	Bevel Cartridge Ø 3.5 mm HT Ø 0.138 in	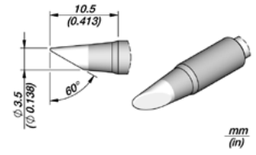	Drag soldering Through-hole	Stations: CDB, CDEB Control Units: DI, DDE, DME
	C245797	Bevel Cartridge Ø 3.8 mm Ø 0.149 in	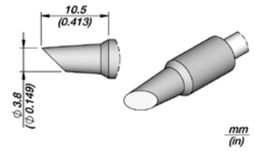	Hoof Tip with reduced tinned surface, ideal for touch-up	Stations: CDB, CDEB Control Units: DI, DDE, DME
	C245951	Bevel Cartridge Ø 3.8 mm HT Ø 0.149 in	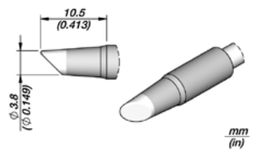	Drag soldering Through-hole	Stations: CDB, CDEB Control Units: DI, DDE, DME
	C245766	Bevel Cartridge Ø 5 mm Ø 0.197 in	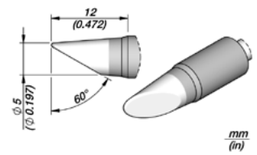	Wide area	Stations: CDB, CDEB Control Units: DI, DDE, DME
	C245748	Bevel Bent Cartridge Ø 0.6 mm S1 Ø 0.024 in	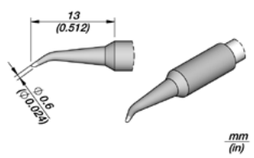	Package 0603 Through-hole	Stations: CDB, CDEB Control Units: DI, DDE, DME

C245 **Cartridge Range** for **T245** General Purpose Handles

	Ref.	Description	Image and dimensions	Suggested components	Compatible with
	C245749	Bevel Bent Cartridge Ø 0.6 mm S2 Ø 0.024 in	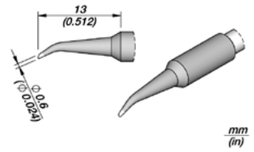	Package 0603 Through-hole	Stations: CDB, CDEB Control Units: DI, DDE, DME
	C245965	Spoon Cartridge Ø 1.9 mm Ø 0.075 in	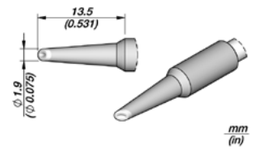	Drag soldering	Stations: CDB, CDEB Control Units: DI, DDE, DME
	C245067	Spoon Cartridge Ø 2.3 mm Ø 0.091 in	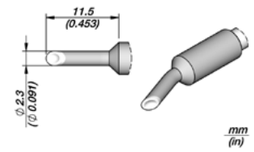	Drag soldering	Stations: CDB, CDEB Control Units: DI, DDE, DME
	C245931	Spoon Cartridge Ø 2.7 mm Ø 0.106 in	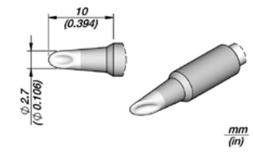	Drag soldering	Stations: CDB, CDEB Control Units: DI, DDE, DME
	C245938	Spoon Cartridge Ø 3.8 mm Ø 0.149 in	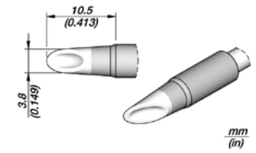	Drag soldering	Stations: CDB, CDEB Control Units: DI, DDE, DME
	C245790	Barrel Cartridge Ø 0.8 mm Ø 0.031 in	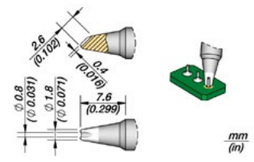	Through-hole Cable sold/desol	Stations: CDB, CDEB Control Units: DI, DDE, DME
	C245785	Barrel Cartridge Ø 1.5 mm Ø 0.059 in	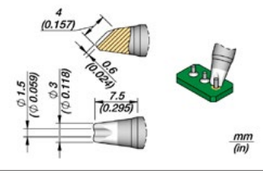	Through-hole Cable sold/desol	Stations: CDB, CDEB Control Units: DI, DDE, DME
	C245763	Barrel Cartridge Ø 2.5 mm Ø 0.098 in	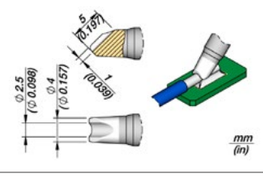	Through-hole Cable sold/desol	Stations: CDB, CDEB Control Units: DI, DDE, DME

C245 **Cartridge Range** for **T245** General Purpose Handles

	Ref.	Description	Image and dimensions	Suggested components	Compatible with
	C245760	Barrel Cartridge Ø 3.5 mm Ø 0.138 in	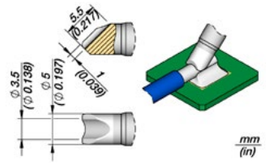	Through-hole Cable sold/desol	Stations: CDB, CDEB Control Units: DI, DDE, DME
	C245118	Pin / Wire Cartridge 0.4 mm 0.016 in	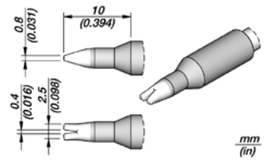	Through-hole Wire tinning	Stations: CDB, CDEB Control Units: DI, DDE, DME
	C245117	Pin / Connector Cartridge Ø 1.4 mm Ø 0.055 in	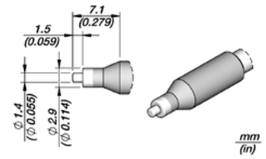	Through-hole	Stations: CDB, CDEB Control Units: DI, DDE, DME
	C245116	Pin / Connector Cartridge R. 1 mm R. 0.039 in	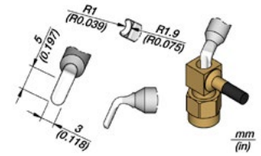	Through-hole Coaxial connector	Stations: CDB, CDEB Control Units: DI, DDE, DME
	C245122	Pin / Connector Cartridge 1.5 x 0.5 mm 0.059 x 0.019 in	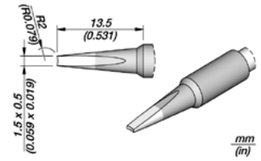	Cylinder parts	Stations: CDB, CDEB Control Units: DI, DDE, DME
	C245762	Round Connector Cartridge R. 4.5 mm R. 0.177 in	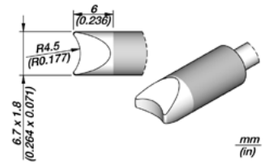	Cable sold/desol	Stations: CDB, CDEB Control Units: DI, DDE, DME
	C245789	Knife Cartridge 3.8 x 0.3 mm 0.150 x 0.012 in	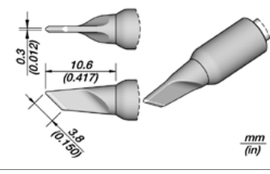	Drag soldering	Stations: CDB, CDEB Control Units: DI, DDE, DME
	C245941	Knife Cartridge 6 x 0.3 mm 0.236 x 0.012 in	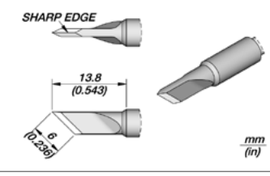	Drag soldering	Stations: CDB, CDEB Control Units: DI, DDE, DME

C245 **Cartridge Range** for **T245** General Purpose Handles

	Ref.	Description	Image and dimensions	Suggested components	Compatible with
	**C245940**	Knife Cartridge 6.0 x 0.1 mm 0.236 x 0.118 in	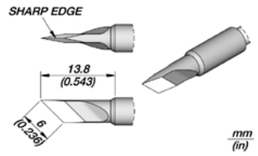	Drag soldering	Stations: CDB, CDEB Control Units: DI, DDE, DME
	C245939	Knife Cartridge 6.0 x 0.4 mm 0.236 x 0.016 in	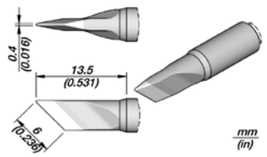	Drag soldering	Stations: CDB, CDEB Control Units: DI, DDE, DME
	C245765	Knife Cartridge 6.0 x 0.4 mm S1 0.236 x 0.016 in	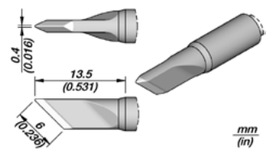	Drag soldering	Stations: CDB, CDEB Control Units: DI, DDE, DME
	C245955	Knife Cartridge 13 x 0.5 mm 0.512 x 0.020 in	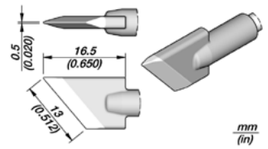	Drag Soldering Connector desoldering	Stations: CDB, CDEB Control Units: DI, DDE, DME
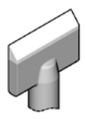	**C245728**	Multipad Blade Cartridge 10.1 mm 0.398 in	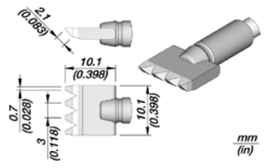	Connector sold / desold	Stations: CDB, CDEB Control Units: DI, DDE, DME
	C245799	Blade Cartridge 4.5 mm 0.177 in	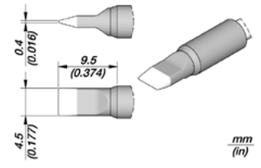	Pad cleaning Connector desoldering	Stations: CDB, CDEB Control Units: DI, DDE, DME
	C245730	Blade Cartridge 10 mm S2 0.394 in	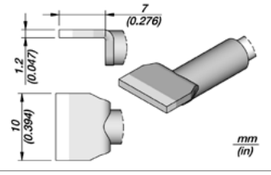	Pad cleaning Connector desoldering	Stations: CDB, CDEB Control Units: DI, DDE, DME
	C245914	Blade Cartridge 10 mm S1 0.394 in	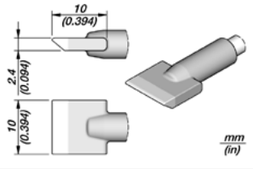	Pad cleaning Connector desoldering	Stations: CDB, CDEB Control Units: DI, DDE, DME

C245 **Cartridge Range** for **T245** General Purpose Handles

	Ref.	Description	Image and dimensions	Suggested components	Compatible with
	**C245752**	Blade Cartridge 15 mm 0.591 in	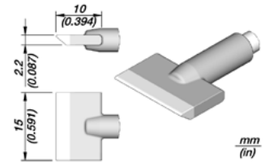	Pad cleaning Connector desoldering	Stations: CDB, CDEB Control Units: DI, DDE, DME
	C245913	Blade Cartridge 21 mm 0.827 in	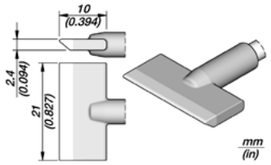	Pad cleaning Connector desoldering	Stations: CDB, CDEB Control Units: DI, DDE, DME
	C245949	Blade Cartridge 32 mm 1.260 in	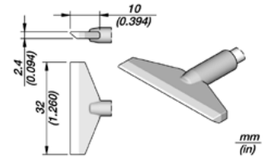	Pad cleaning Connector desoldering	Stations: CDB, CDEB Control Units: DI, DDE, DME
	C245776	Blade Cartridge 37 mm 1.457 in	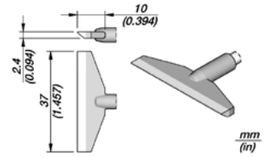	Pad cleaning Connector desoldering	Stations: CDB, CDEB Control Units: DI, DDE, DME
	C245792	Blade Cartridge 40 mm 1.575 in	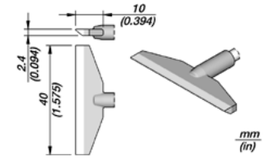	Pad cleaning Connector desoldering	Stations: CDB, CDEB Control Units: DI, DDE, DME
	**C245757**	Chip Cartridge 1.25 mm 0.049 in	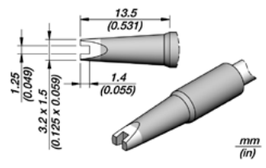	SMD resistors SMD capacitors	Stations: CDB, CDEB Control Units: DI, DDE, DME
	C245016	Chip Cartridge 1.9 mm 0.075 in	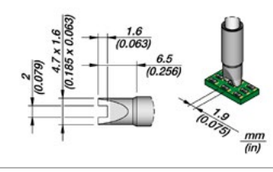	SMD resistors SMD capacitors	Stations: CDB, CDEB Control Units: DI, DDE, DME
	C245758	Chip Cartridge 2 mm 0.079 in	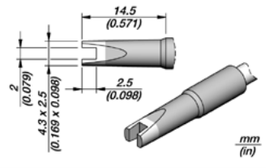	SMD resistors SMD capacitors	Stations: CDB, CDEB Control Units: DI, DDE, DME

C245 **Cartridge Range** for **T245** General Purpose Handles

	Ref.	Description	Image and dimensions	Suggested components	Compatible with
	C245017	Chip Cartridge 2.3 mm S1 0.091 in	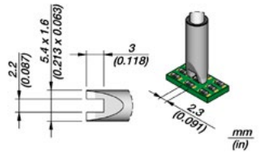	SMD resistors SMD capacitors	Stations: CDB, CDEB Control Units: DI, DDE, DME
	C245150	Chip Cartridge 2.2 mm S2 0.087 in	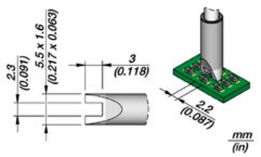	SMD resistors SMD capacitors	Stations: CDB, CDEB Control Units: DI, DDE, DME
	C245018	Chip Cartridge 3.4 mm 0.134 in	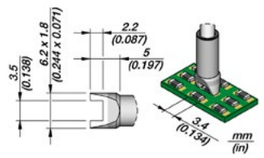	SMD resistors SMD capacitors	Stations: CDB, CDEB Control Units: DI, DDE, DME
	C245019	Chip Cartridge 4.5 mm 0.177 in	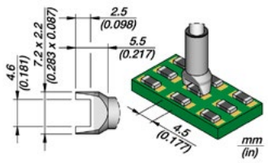	SMD resistors SMD capacitors	Stations: CDB, CDEB Control Units: DI, DDE, DME
	C245754	Drag Cartridge 0.75 mm 0.029 in	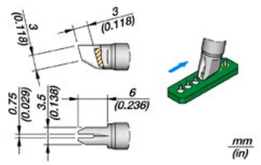	Drag soldering	Stations: CDB, CDEB Control Units: DI, DDE, DME
	C245701	Drag Cartridge 0.75 mm 0.029 in	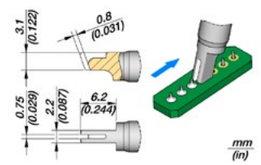	Drag soldering	Stations: CDB, CDEB Control Units: DI, DDE, DME
	C245751	Drag Cartridge 1.25 mm 0.049 in	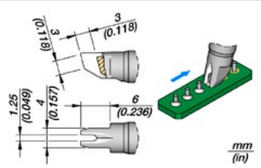	Drag soldering	Stations: CDB, CDEB Control Units: DI, DDE, DME
	C245796	Drag Cartridge 2.2 x 0.75 mm 0.087 x 0.029 in	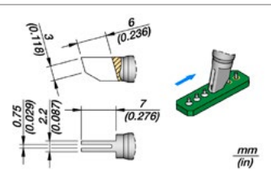	Drag soldering	Stations: CDB, CDEB Control Units: DI, DDE, DME

C245 **Cartridge Range** for **T245** General Purpose Handles

	Ref.	Description	Image and dimensions	Suggested components	Compatible with
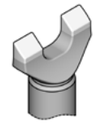	C245071	Faston Terminal Cartridge 21 mm 0.827 in	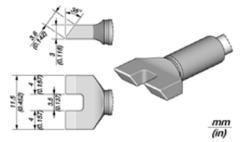	Connectors	Stations: CDB, CDEB Control Units: DI, DDE, DME
	C245248	Socket Cartridge 11.9 x 14.4 mm 0.469 x 0.571 in	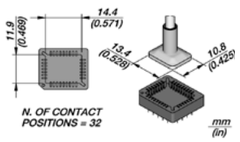	PLCC sockets	Stations: CDB, CDEB Control Units: DI, DDE, DME
	C245247	Socket Cartridge 17 x 17 mm 0.669 x 0.669 in	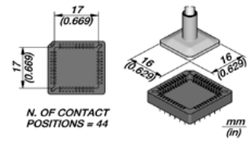	PLCC sockets	Stations: CDB, CDEB Control Units: DI, DDE, DME
	C245SP01	Solder Pot Cartridge 15 x 18 mm 0.591 x 0.709 in	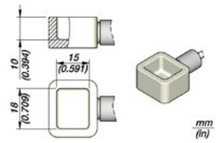	Tinning wires, Desoldering and Through-hole Multipin components	Stations: CDB, CDEB Control Units: DI, DDE, DME
	C245163	Hollow Heat Staking Cartridge Ø 2.5 mm Ø 0.098 in	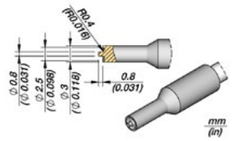	Chrome finish, design for plastic rivets	Stations: CDB, CDEB Control Units: DI, DDE, DME
	C245688	Heat Staking Bend Cartridge Ø 3.2 mm Ø 0.125 in	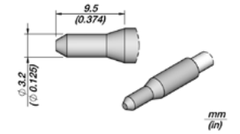	Plastics	Stations: CDB, CDEB Control Units: DI, DDE, DME
	C245166	Plastics Inox. Cartridge Ø 1.7 mm Ø 0.067 in	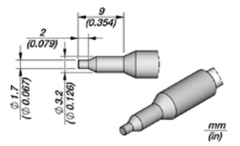	Plastics	Stations: CDB, CDEB Control Units: DI, DDE, DME
	C245053	Heat Staking Cartridge Ø 3.8 mm Ø 0.149 in	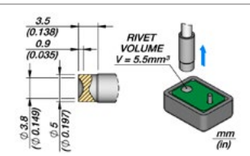	Chrome finish, design for plastic rivets	Stations: CDB, CDEB Control Units: DI, DDE, DME
	C245052	Heat Staking Cartridge Ø 4.9 mm Ø 0.193 in	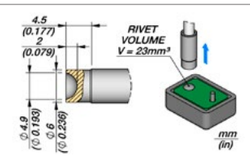	Chrome finish, design for plastic rivets	Stations: CDB, CDEB Control Units: DI, DDE, DME

C245 **Cartridge Range** for **T245** General Purpose Handles

	Ref.	Description	Image and dimensions	Suggested components	Compatible with
	C245054	Heat Staking Cartridge Ø 6.5 mm Ø 0.256 in	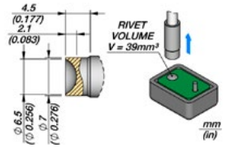	Chrome finish, design for plastic rivets	Stations: CDB, CDEB Control Units: DI, DDE, DME
	C245143	Double Heat Staking Cartridge Ø 1.8 mm Ø 0.071 in	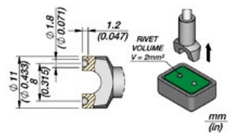	Chrome finish, design for plastic rivets	Stations: CDB, CDEB Control Units: DI, DDE, DME
	C245798	Heat Staking Cartridge Ø 8 mm Ø 0.315 in	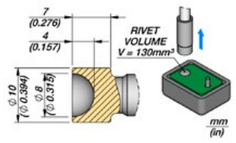	Chrome finish, design for plastic rivets	Stations: CDB, CDEB Control Units: DI, DDE, DME
	C245791	Heat Staking Cartridge Ø 9.8 mm Ø 0.386 in	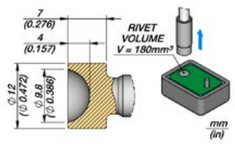	Chrome finish, design for plastic rivets	Stations: CDB, CDEB Control Units: DI, DDE, DME
	C245312	Heat Staking Cartridge Ø 3.2 mm Ø 0.126 in	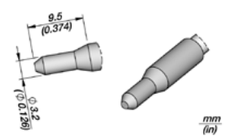	Plastics	Stations: CDB, CDEB Control Units: DI, DDE, DME
	C245313	Cartridge for Plastics Ø 4.1 mm Ø 0.161 in	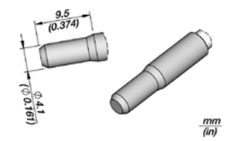	Plastics	Stations: CDB, CDEB Control Units: DI, DDE, DME
	C245124	Cartridge for Plastics 4.25 x 2 mm 0.167 x 0.079 in	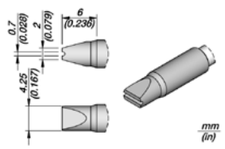	Plastics	Stations: CDB, CDEB Control Units: DI, DDE, DME
	C245123	Cartridge for Plastics 4 x 4 mm 0.157 in	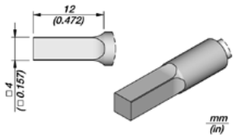	Plastics	Stations: CDB, CDEB Control Units: DI, DDE, DME
	C245168	Thermal Hole-Punch Cartridge for Plastic Ø 3.1 mm Ø 0.122 in	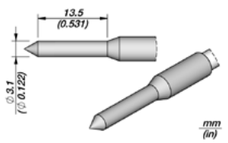	Plastics	Stations: CDB, CDEB Control Units: DI, DDE, DME

C245 **Cartridge Range** for **T245** General Purpose Handles

	Ref.	Description	Image and dimensions	Suggested components	Compatible with
	C245167	Thermal Hole-Punch Cartridge for Plastic Ø 2.1 mm Ø 0.083 in	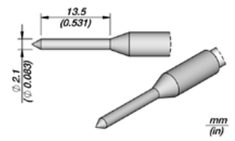	Plastics	Stations: CDB, CDEB Control Units: DI, DDE, DME
	C245311	Cartridge for Plastics 20 x 6 mm 0.787 x 0.256 in	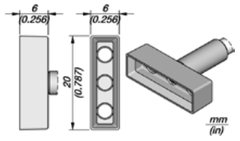	Plastics	Stations: CDB, CDEB Control Units: DI, DDE, DME
	C245109	Conformal Coating Removal Cartridge 4.3 x 0.1 mm 0.169 x 0.004 in	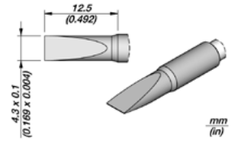	Remove underfill encapsulants	Stations: CDB, CDEB Control Units: DI, DDE, DME
	C245138	Cutter Cartridge 12 mm 0.472 in	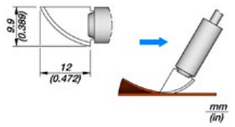	Plastic Rubber cutter	Stations: CDB, CDEB Control Units: DI, DDE, DME
	C245121	Cutter Cartridge 13 mm 0.512 in	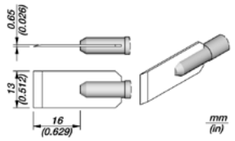	Plastic Rubber cutter	Stations: CDB, CDEB Control Units: DI, DDE, DME
	C245764	Fine Pitch Cartridge Ø 0.5 mm Ø 0.019 in	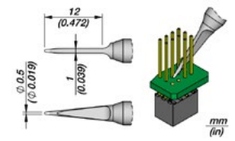	Package 0603 QFP, IC Fine pitch	Stations: CDB, CDEB Control Units: DI, DDE, DME
	C245119	Conical Teflon Cartridge Ø 1 mm Ø 0.039 in	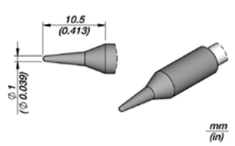	Plastics	Stations: CDB, CDEB Control Units: DI, DDE, DME
	C245771	Bent Cartridge 1 x 0.1 mm 0.039 x 0.004 in	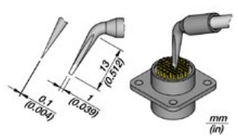	Cable soldering to connector Fine pitch	Stations: CDB, CDEB Control Units: DI, DDE, DME
	C245772	Nickel Cartridge Ø 1.4 x 0.7 mm S1 Ø 0.055 x 0.028 in	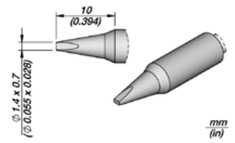	HMP Soldering	Stations: CDB, CDEB Control Units: DI, DDE, DME

C245 **Cartridge Range** for **T245** General Purpose Handles

	Ref.	Description	Image and dimensions	Suggested components	Compatible with
	C245268	Pin/Wire Cartridge 1.5 mm 0.059 in	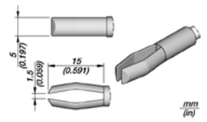	Through-hole	Stations: CDB, CDEB Control Units: DI, DDE, DME
	C245010	J-Lead Cartridge 4.4 x 1.8 mm 0.177 x 0.071 in	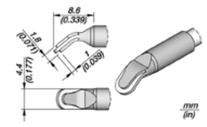	Drag Soldering J-lead	Stations: CDB, CDEB Control Units: DI, DDE, DME
	C245009	S-Lead Cartridge 4.5 x 1.8 mm 0.177 x 0.071 in	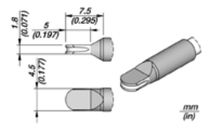	Drag Soldering	Stations: CDB, CDEB Control Units: DI, DDE, DME
	C245136	Micro Stick Switch Cartridge 7.1 x 6.5 mm 0.279 x 0.256 in	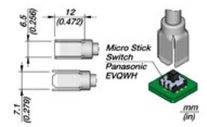	Micro Stick desoldering	Stations: CDB, CDEB Control Units: DI, DDE, DME

C245L **Longer Cartridge Range** for **T245** General Purpose Handles

C245L Cartridges are 20mm longer for easier access to difficult-to-reach joints.

	Ref.	Description	Image and dimensions	Suggested components	Compatible with
	C245230	Conical Cartridge Ø 0.3 mm L Ø 0.012 in	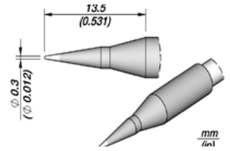	General use	Stations: CDB, CDEB Control Units: DI, DDE, DME
	C245201	Conical Cartridge Ø 0.6 mm L Ø 0.024 in	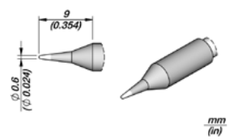	Package 0603 QFP, IC	Stations: CDB, CDEB Control Units: DI, DDE, DME
	C245803	Conical Cartridge Ø 1 mm L Ø 0.040 in	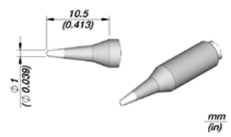	General use	Stations: CDB, CDEB Control Units: DI, DDE, DME
	C245234	Conical Bent Cartridge Ø 0.4 mm S1 L Ø 0.016 in	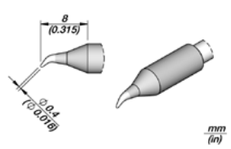	Package 0201, 0402 Fine pitch 0.65 mm QFP, IC	Stations: CDB, CDEB Control Units: DI, DDE, DME

C245L **Longer Cartridge Range** for **T245** General Purpose Handles

	Ref.	Description	Image and dimensions	Suggested components	Compatible with
	C245804	Conical Bent Cartridge Ø 1 mm L Ø 0.039 in	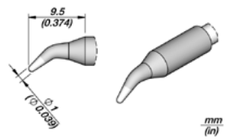	General use	Stations: CDB, CDEB Control Units: DI, DDE, DME
	C245673	Chisel Cartridge 0.8 x 0.3 mm L 0.031 x 0.011 in	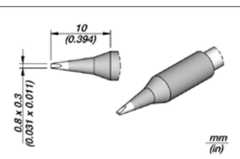	Package 0805 Through-hole	Stations: CDB, CDEB Control Units: DI, DDE, DME
	C245806	Chisel Cartridge 1.2 x 0.7 mm L 0.047 x 0.028 in	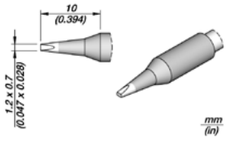	General use	Stations: CDB, CDEB Control Units: DI, DDE, DME
	C245844	Chisel Cartridge 1.8 x 0.8 mm L 0.071 x 0.031 in	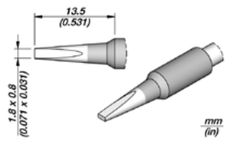	General use	Stations: CDB, CDEB Control Units: DI, DDE, DME
	C245807	Chisel Cartridge 2.2 x 1 mm L 0.087 x 0.039 in	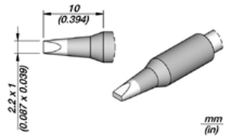	General use	Stations: CDB, CDEB Control Units: DI, DDE, DME
	C245261	Chisel Cartridge 3 x 1 mm L 0.118 x 0.039 in	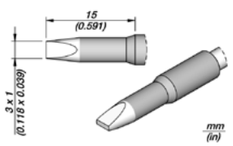	General use	Stations: CDB, CDEB Control Units: DI, DDE, DME
	C245811	Chisel Cartridge 3.2 x 1.2 mm L 0.125 x 0.047 in	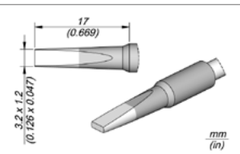	General use	Stations: CDB, CDEB Control Units: DI, DDE, DME
	C245875	Chisel Cartridge 3.2 x 1.2 mm L 0.125 x 0.047 in	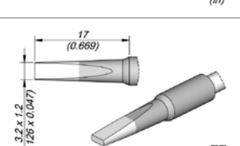	General use	Stations: CDB, CDEB Control Units: DI, DDE, DME
	C245808	Chisel Cartridge 4.8 x 1.5 mm HT L 0.189 x 0.059 in	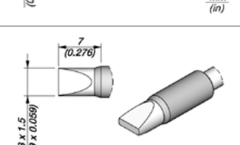	General use	Stations: CDB, CDEB Control Units: DI, DDE, DME

C245L **Longer Cartridge Range** for **T245** General Purpose Handles

	Ref.	Description	Image and dimensions	Suggested components	Compatible with
	C245866	Chisel Cartridge 6.6 x 1.8 mm HT L 0.259 x 0.071 in	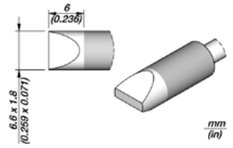	General use	Stations: CDB, CDEB Control Units: DI, DDE, DME
	C245862	Chisel Bent Cartridge 1.2 x 0.7 mm L 0.047 x 0.028 in	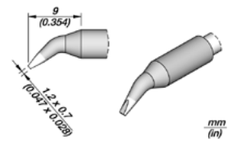	General use	Stations: CDB, CDEB Control Units: DI, DDE, DME
	C245863	Chisel Bent Cartridge 1.8 x 0.8 mm L 0.071 x 0.031 in	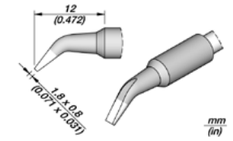	General use	Stations: CDB, CDEB Control Units: DI, DDE, DME
	C245846	Chisel Bent Cartridge 2.2 x 1 mm L 0.087 x 0.039 in	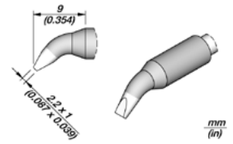	General use	Stations: CDB, CDEB Control Units: DI, DDE, DME
	C245845	Bevel Cartridge Ø 2.2 mm L Ø 0.087 in	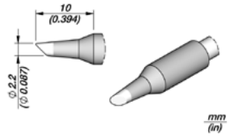	Drag soldering Through-hole	Stations: CDB, CDEB Control Units: DI, DDE, DME
	C245812	Bevel Cartridge Ø 3 mm L Ø 0.118 in	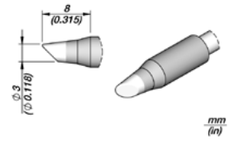	Drag soldering Through-hole	Stations: CDB, CDEB Control Units: DI, DDE, DME
	C245256	Bevel Cartridge Ø 3.5 mm HT L Ø 0.138 in	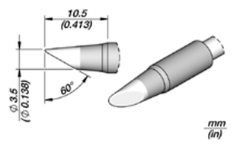	Drag soldering Through-hole	Stations: CDB, CDEB Control Units: DI, DDE, DME
	C245301	Bevel Cartridge Ø 8.8 mm Ø 0.346 in	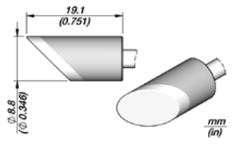	Wide area	Stations: CDB, CDEB Control Units: DI, DDE, DME
	C245662	Round Connector Cartridge R. 4.5 mm L R. 0.177 in	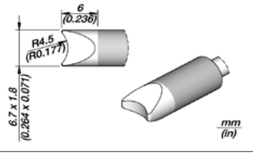	Cable sold/desol	Stations: CDB, CDEB Control Units: DI, DDE, DME

C245L **Longer Cartridge Range** for **T245** General Purpose Handles

	Ref.	Description	Image and dimensions	Suggested components	Compatible with
	C245658	Chip Cartridge 2.0 mm L 0.078 in	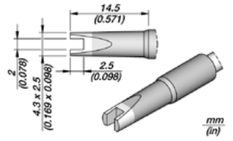	SMD resistors SMD capacitors	Stations: CDB, CDEB Control Units: DI, DDE, DME
	C245654	Drag Cartridge 0.75 mm L 0.029 in	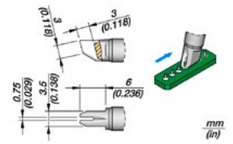	Drag soldering	Stations: CDB, CDEB Control Units: DI, DDE, DME
	C245651	Drag Cartridge 1.25 mm L 0.049 in	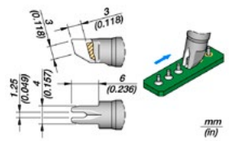	Drag soldering	Stations: CDB, CDEB Control Units: DI, DDE, DME
	C245667	Drag Cartridge 1.25 mm S1 L 0.049 in	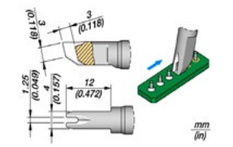	Drag soldering	Stations: CDB, CDEB Control Units: DI, DDE, DME
	C245669	Drag Cartridge 1.25 mm S2 L 0.049 in	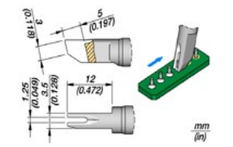	Drag soldering	Stations: CDB, CDEB Control Units: DI, DDE, DME
	C245220	Tunnel Cartridge 5.4 x 6 mm 0.213 x 0.236 in	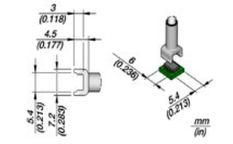	Dual in Line IC	Stations: CDB, CDEB Control Units: DI, DDE, DME
	C245250	Tunnel Cartridge 5.4 x 8 mm 0.213 x 0.315 in	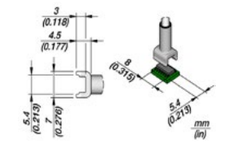	Dual in Line IC	Stations: CDB, CDEB Control Units: DI, DDE, DME
	C245221	Tunnel Cartridge 5.4 x 10 mm 0.213 x 0.394 in	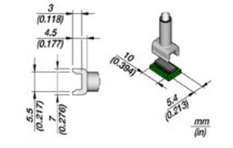	Dual in Line IC	Stations: CDB, CDEB Control Units: DI, DDE, DME
	C245303	Tunnel Cartridge 6.5 x 6 mm 0.256 x 0.236 in	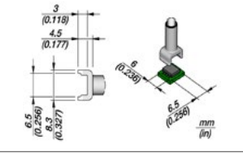	Dual in Line IC	Stations: CDB, CDEB Control Units: DI, DDE, DME

C245L **Longer Cartridge Range** for **T245** General Purpose Handles

	Ref.	Description	Image and dimensions	Suggested components	Compatible with
	C245222	Tunnel Cartridge 7.1 x 13 mm 0.279 x 0.512 in	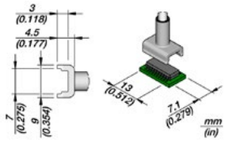	Dual in Line IC	Stations: CDB, CDEB Control Units: DI, DDE, DME
	C245306	Tunnel Cartridge 9.6 x 10 mm 0.378 x 0.394 in	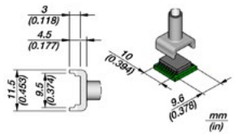	Dual in Line IC	Stations: CDB, CDEB Control Units: DI, DDE, DME
	C245305	Tunnel Cartridge 9.6 x 12 mm 0.378 x 0.472 in	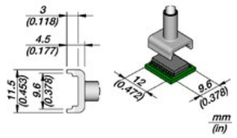	Dual in Line IC	Stations: CDB, CDEB Control Units: DI, DDE, DME
	C245304	Tunnel Cartridge 9.6 x 15 mm 0.378 x 0.591 in	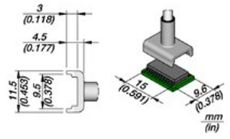	Dual in Line, IC	Stations: CDB, CDEB Control Units: DI, DDE, DME
	C245215	Tunnel Cartridge 9.6 x 18 mm 0.378 x 0.709 in	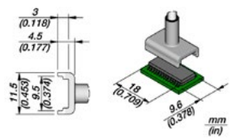	Dual in Line IC	Stations: CDB, CDEB Control Units: DI, DDE, DME
	C245226	Tunnel Cartridge 15.2 x 29 mm 0.598 x 1.142 in	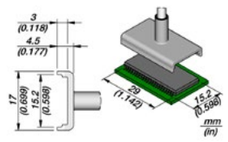	Dual in Line IC	Stations: CDB, CDEB Control Units: DI, DDE, DME
	C245223	QFP Cartridge 8.5 x 8.5 mm 0.335 x 0.335 in	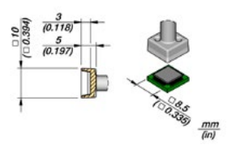	QFP	Stations: CDB, CDEB Control Units: DI, DDE, DME
	C245224	QFP Cartridge 12 x 12 mm 0.472 x 0.472 in	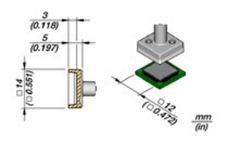	QFP	Stations: CDB, CDEB Control Units: DI, DDE, DME
	C245228	QFP Cartridge 12.4 x 15 mm 0.488 x 0.591 in	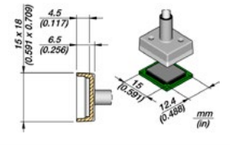	QFP	Stations: CDB, CDEB Control Units: DI, DDE, DME

C245L **Longer Cartridge Range** for **T245** General Purpose Handles

	Ref.	Description	Image and dimensions	Suggested components	Compatible with
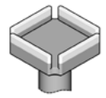	C245351	QFP Cartridge 12.3 x 12.3 mm 0.484 x 0.484 in	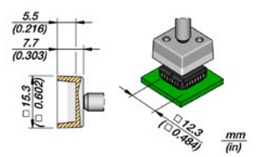	QFP	Stations: CDB, CDEB Control Units: DI, DDE, DME
	C245315	QFP Cartridge 15 x 15 mm 0.591 x 0.591 in	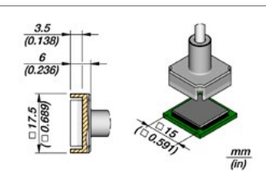	QFP	Stations: CDB, CDEB Control Units: DI, DDE, DME
	C245352	QFP Cartridge 15.4 x 15.4 mm 0.606 x 0.606 in	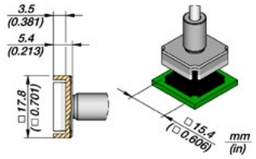	QFP	Stations: CDB, CDEB Control Units: DI, DDE, DME
	C245227	QFP Cartridge 17.5 x 17.5 mm 0.689 x 0.689 in	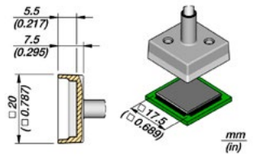	QFP	Stations: CDB, CDEB Control Units: DI, DDE, DME
	C245344	QFP Cartridge 26 x 26 mm 1.024 x 1.024 in	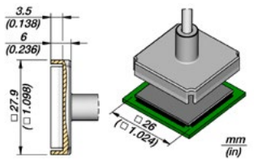	QFP	Stations: CDB, CDEB Control Units: DI, DDE, DME

C245E **Extended Tip Life Cartridge Range** for **T245** General Purpose Handles

C245E Cartridges have a reinforced protection on the tip that provides a longer life with a small reduction of thermal efficiency.

	Ref.	Description	Image and dimensions	Suggested components	Compatible with
	C245736E	Conical Cartridge Ø 1 mm Ø 0.039 in	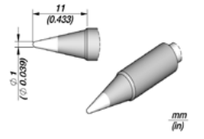	General use	Stations: CDB, CDEB Control Units: DI, DDE, DME
	C245909E	Conical Bent Cartridge Ø 1 mm Ø 0.039 in	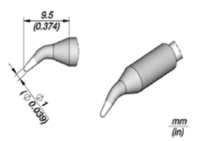	General use	Stations: CDB, CDEB Control Units: DI, DDE, DME

C245E **Extended Tip Life Cartridge Range** for **T245** General Purpose Handles

	Ref.	Description	Image and dimensions	Suggested components	Compatible with
	C245629E	Conical Bent Cartridge Ø 4 mm Ø 0.157 in	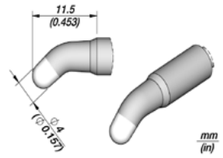	General use	Stations: CDB, CDEB Control Units: DI, DDE, DME
	C245159E	Chisel Cartridge 0.8 x 0.4 mm 0.031 x 0.016 in	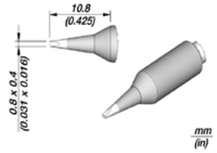	General use	Stations: CDB, CDEB Control Units: DI, DDE, DME
	C245158E	Chisel Cartridge 1.2 x 0.4 mm 0.047 x 0.016 in	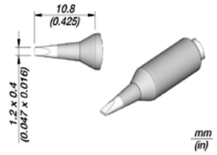	General use	Stations: CDB, CDEB Control Units: DI, DDE, DME
	C245160E	Chisel Cartridge 1.6 x 0.5 mm 0.063 x 0.020 in	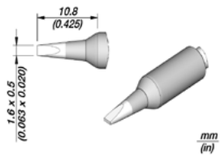	General use	Stations: CDB, CDEB Control Units: DI, DDE, DME
	C245155E	Chisel Cartridge 2.4 x 0.8 mm 0.094 x 0.031 in	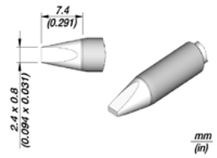	General use	Stations: CDB, CDEB Control Units: DI, DDE, DME
	C245735E	Chisel Cartridge 2.7 x 1 mm 0.106 x 0.039 in	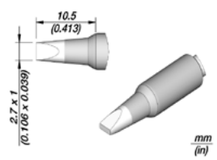	General use	Stations: CDB, CDEB Control Units: DI, DDE, DME
	C245161E	Chisel Cartridge 3.2 x 0.8 mm 0.126 x 0.031 in	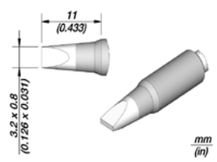	General use	Stations: CDB, CDEB Control Units: DI, DDE, DME
	C245070E	Chisel Cartridge 5 x 1.7 mm 0.197 x 0.067 in	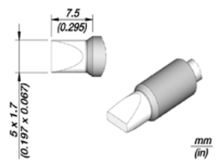	General use	Stations: CDB, CDEB Control Units: DI, DDE, DME

C245E **Extended Tip Life Cartridge Range** for **T245** General Purpose Handles

	Ref.	Description	Image and dimensions	Suggested components	Compatible with
	C245968E	Chisel Cartridge 6.6 x 1.8 mm 0.260 x 0.071 in	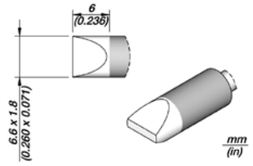	General use	Stations: CDB, CDEB Control Units: DI, DDE, DME
	C245172E	Bevel Cartridge Ø 1 mm Ø 0.039 in	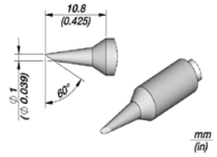	Drag soldering Through-hole	Stations: CDB, CDEB Control Units: DI, DDE, DME
	C245175E	Bevel Cartridge Ø 1.2 mm Ø 0.047 in	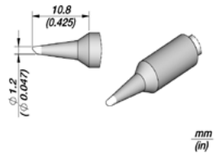	Drag soldering Through-hole	Stations: CDB, CDEB Control Units: DI, DDE, DME
	C245176E	Bevel Cartridge Ø 1.5 mm Ø 0.059 in	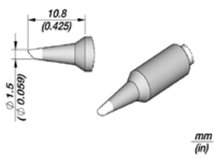	Drag soldering Through-hole	Stations: CDB, CDEB Control Units: DI, DDE, DME
	C245156E	Bevel Cartridge Ø 2.4 mm Ø 0.094 in	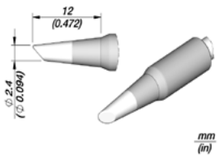	Drag soldering Through-hole	Stations: CDB, CDEB Control Units: DI, DDE, DME
	C245354E	Bevel Cartridge Ø 3.5 mm L Ø 0.138 in	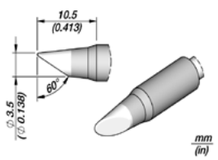	Drag soldering Through-hole	Stations: CDB, CDEB Control Units: DI, DDE, DME
	C245952E	Bevel Cartridge Ø 3.8 mm Ø 0.149 in	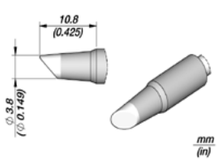	Drag soldering Through-hole	Stations: CDB, CDEB Control Units: DI, DDE, DME
	C245157E	Knife Cartridge 7.2 mm 0.283 in	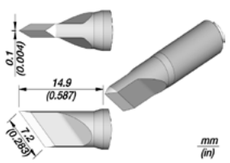	Drag soldering Through-hole	Stations: CDB, CDEB Control Units: DI, DDE, DME



C250 Cartridge Range
for **ALE250** Auto-Feed Iron and **AP250** Solder Feed Iron

	Ref.	Description	Image and dimensions	Suggested components	Compatible with
	C250420	Conical Bent Cartridge Ø 0.4 mm Ø 0.016 in	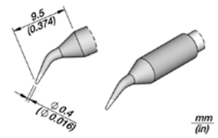	Package 0201, 0402 Fine pitch 0.65 mm QFP, IC	Stations: ALE, CA
	C250401	Conical Bent Cartridge Ø 0.6 mm Ø 0.023 in	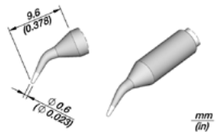	Package 0603 QFP, IC	Stations: ALE, CA
	C250402	Conical Bent Cartridge Ø 0.8 mm Ø 0.031 in	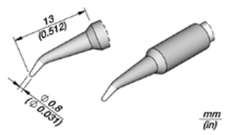	General use	Stations: ALE, CA
	C250403	Conical Bent Cartridge Ø 1 mm Ø 0.039 in	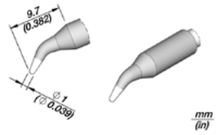	General use	Stations: ALE, CA
	C250409	Conical Bent Cartridge Ø 1.7 mm Ø 0.067 in	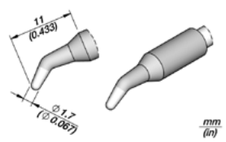	General use	Stations: ALE, CA
	C250410	Conical Bent Cartridge Ø 2.2 mm Ø 0.087 in	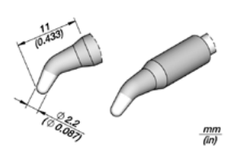	General use	Stations: ALE, CA
	C250407	Chisel Cartridge 1.2 x 0.7 mm 0.047 x 0.028 in	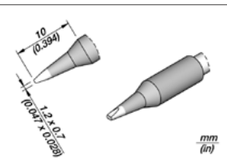	General use	Stations: ALE, CA
	C250408	Chisel Cartridge 2.2 x 1 mm S1 0.087 x 0.039 in	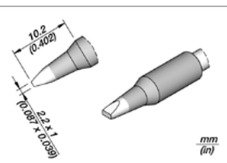	General use	Stations: ALE, CA

C250 Cartridge Range for ALE250 Auto-Feed Iron and AP250 Solder Feed Iron

	Ref.	Description	Image and dimensions	Suggested components	Compatible with
	C250413	Chisel Cartridge 2.2 x 1 mm S2 0.087 x 0.039 in	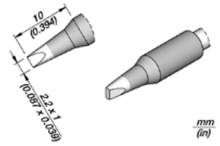	General use	Stations: ALE, CA
	C250411	Chisel Cartridge 4.8 x 1.5 mm 0.189 x 0.059 in	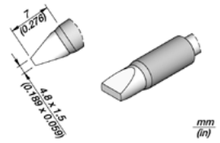	General use	Stations: ALE, CA
	C250404	Chisel Bent Cartridge 1.2 x 0.7 mm 0.047 x 0.028 in	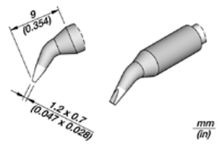	General use	Stations: ALE, CA
	C250405	Chisel Bent Cartridge 1.8 x 0.8 mm 0.071 x 0.032 in	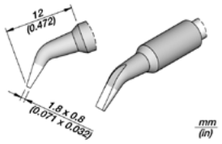	General use	Stations: ALE, CA
	C250406	Chisel Bent Cartridge 2.2 x 1 mm 0.087 x 0.039 in	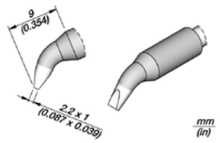	General use	Stations: ALE, CA
	C250418	Chisel Bent Cartridge 3.2 x 1.5 mm 0.126 x 0.059 in	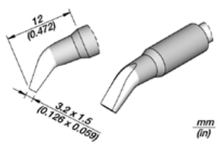	General use	Stations: ALE, CA
	C250412	Chisel Bent Cartridge 4.8 x 1.5 mm 0.189 x 0.059 in	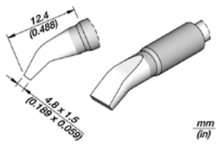	General use	Stations: ALE, CA
	C250426	Bevel Cartridge Ø 1.3 mm Ø 0.051 in	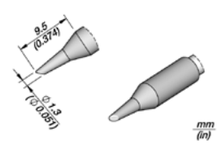	Drag soldering Through-hole	Stations: ALE, CA
	C250414	Bevel Cartridge Ø 2.2 mm Ø 0.087 in	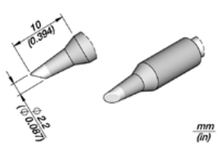	Drag soldering Through-hole	Stations: ALE, CA

C250 **Cartridge Range** for **ALE250** Auto-Feed Iron and **AP250** Solder Feed Iron

	Ref.	Description	Image and dimensions	Suggested components	Compatible with
	C250424	Bevel Cartridge Ø 3 mm Ø 0.118 in	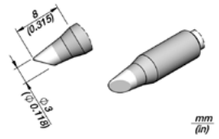	Drag soldering Through-hole	Stations: ALE, CA
	C250415	Bevel Cartridge Ø 3.8 mm Ø 0.149 in	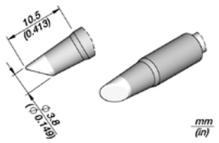	Drag soldering Through-hole	Stations: ALE, CA

C250E **Extended Tip Life Cartridge Range**
for **ALE250** Auto-Feed Iron and **AP250** Solder Feed Iron

C250E Cartridges have a reinforced protection on the tip that provides a longer life with a small reduction of thermal efficiency.

	Ref.	Description	Image and dimensions	Suggested components	Compatible with
	C250428E	Conical Bent Cartridge Ø 1 mm Ø 0.039 in	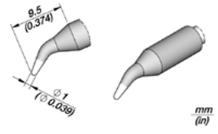	Package 0201, 0402 Fine pitch 0.65 mm QFP, IC	Stations: ALE, CA
	C250427E	Conical Bent Cartridge Ø 4 mm Ø 0.157 in	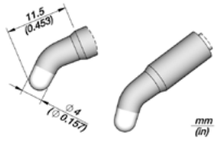	General use	Stations: ALE, CA
	C250438E	Chisel Cartridge 0.8 x 0.4 mm 0.031 x 0.016 in	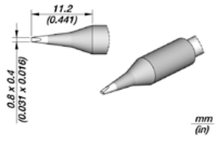	General use	Stations: ALE, CA
	C250432E	Chisel Cartridge 1.2 x 0.4 mm 0.047 x 0.016 in	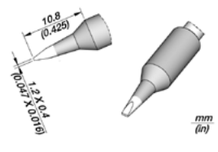	General use	Stations: ALE, CA
	C250439E	Chisel Cartridge 3.2 x 0.8 mm 0.126 x 0.031 in	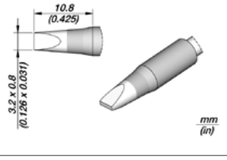	General use	Stations: ALE, CA

C250E **Extended Tip Life Cartridge Range** for **ALE250** and **AP250** Solder Feed Iron

	Ref.	Description	Image and dimensions	Suggested components	Compatible with
	C250436E	Chisel Cartridge 5 x 1.7 mm 0.197 x 0.067 in	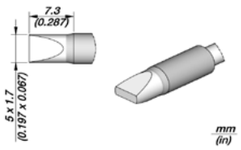	General use	Stations: ALE, CA
	C250441E	Chisel Cartridge 6.6 x 1.8 mm 0.260 x 0.071 in	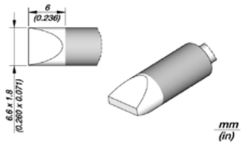	General use	Stations: ALE, CA
	C250433E	Bevel Cartridge Ø 2 mm Ø 0.079 in	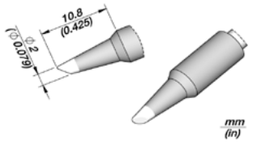	Drag soldering Through-hole	Stations: ALE, CA
	C250437E	Bevel Cartridge Ø 2.4 mm Ø 0.094 in	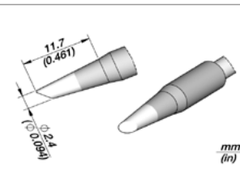	Drag soldering Through-hole	Stations: ALE, CA
	C250440E	Bevel Cartridge Ø 3.5 mm Ø 0.138 in	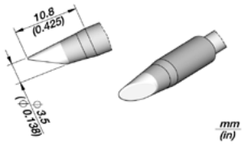	Drag soldering Through-hole	Stations: ALE, CA
	C250429E	Bevel Cartridge Ø 3.8 mm Ø 0.150 in	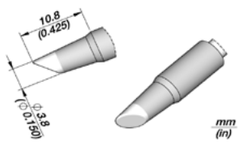	Drag soldering Through-hole	Stations: ALE, CA



C420 Cartridge Range
for **AT420** and **HT420** Thermal Tweezers

	Ref.	Description	Image and dimensions	Suggested components	Compatible with
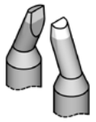	C420271	Chip Cartridge 1.5 mm 0.059 in	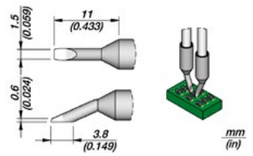	SMD resistors SMD capacitors	Control Units: DI, DDE, DME
	C420287	Chip Cartridge 2 mm 0.079 in	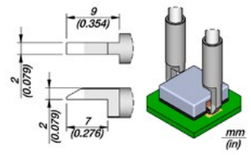	Customized	Control Units: DI, DDE, DME
	C420272	Chip Cartridge 2.6 mm 0.102 in	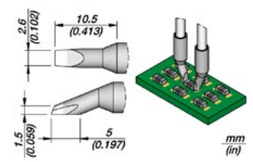	SMD resistors SMD capacitors	Control Units: DI, DDE, DME
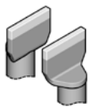	C420273	Blade Cartridge 4 mm 0.157 in	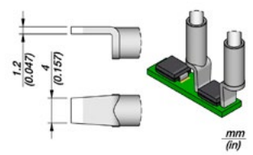	Package 1210, 1812 SO, SOT DIP	Control Units: DI, DDE, DME
	C420274	Blade Cartridge 6 mm 0.236 in	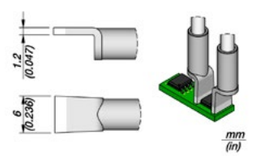	DIP IC	Control Units: DI, DDE, DME
	C420275	Blade Cartridge 8 mm 0.315 in	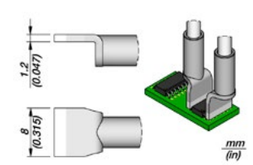	DIP IC	Control Units: DI, DDE, DME
	C420276	Blade Cartridge 10 mm 0.394 in	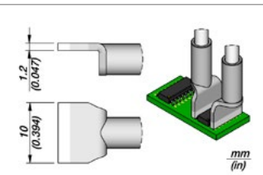	DIP IC	Control Units: DI, DDE, DME

C420 Cartridge Range for AT420 and HT420 Thermal Tweezers

	Ref.	Description	Image and dimensions	Suggested components	Compatible with
	C420277	Blade Cartridge 15 mm 0.591 in	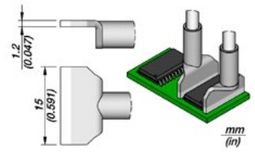	DIP IC	Control Units: DI, DDE, DME
	C420278	Blade Cartridge 20 mm 0.787 in	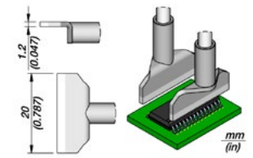	DIP IC	Control Units: DI, DDE, DME
	C420285	Blade Cartridge 22 mm 0.866 in	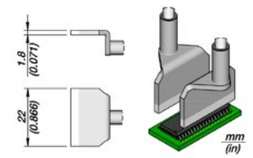	DIP IC	Control Units: DI, DDE, DME
	C420283	Blade Cartridge 50 mm 1.968 in	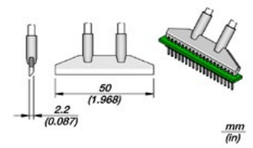	Pad cleaning Connector desoldering	Control Units: DI, DDE, DME
	C420279	QFP Cartridge 8 mm 0.315 in	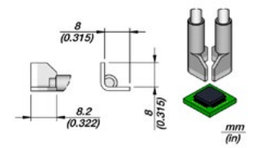	QFP PLCC	Control Units: DI, DDE, DME
	C420280	QFP Cartridge 11 mm 0.433 in	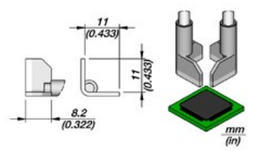	QFP PLCC	Control Units: DI, DDE, DME
	C420288	QFP Cartridge 14.5 mm 0.571 in	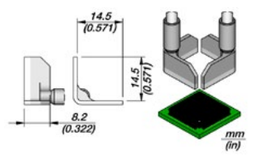	QFP PLCC	Control Units: DI, DDE, DME
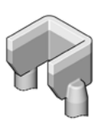	C420286	“U” Shape Cartridge 15.6 x 14.3 mm 0.614 x 0.563 in	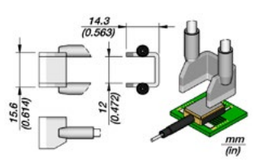	Customized	Control Units: DI, DDE, DME



C470 Cartridge Range
for **T470** and **HT470** HD Heavy Duty Tools

	Ref.	Description	Image and dimensions	Suggested components	Compatible with
	C470001	Conical Cartridge Ø 1.7 mm Ø 0.067 in	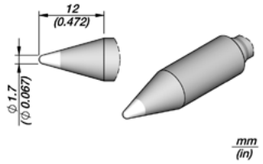	General use	Station: HDE
	C470008	Conical Bent Cartridge Ø 3.5 mm Ø 0.138 in	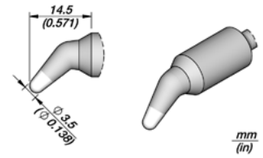	General use	Station: HDE
	C470013	Chisel Cartridge 2 x 0.9 mm 0.079 x 0.035 in	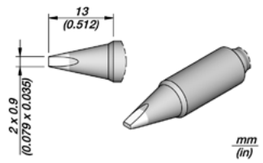	General use	Station: HDE
	C470036	Chisel Cartridge 2 x 1 mm 0.079 x 0.039 in	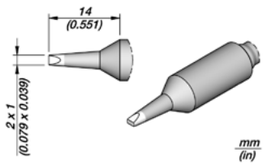	General use	Station: HDE
	C470014	Chisel Cartridge 4 x 1.3 mm S1 0.157 x 0.051 in	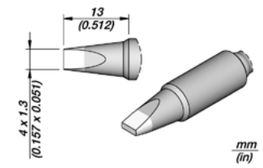	General use	Station: HDE
	C470040	Chisel Cartridge 4 x 1.3 mm S2 0.157 x 0.051 in	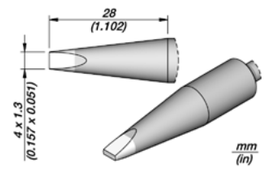	General use	Station: HDE
	C470035	Chisel Cartridge 4 x 2.5 mm 0.157 x 0.098 in	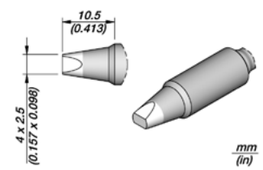	General use	Station: HDE

C470 Cartridge Range for T470 and HT470 HD Heavy Duty Tools

	Ref.	Description	Image and dimensions	Suggested components	Compatible with
	C470017	Chisel Cartridge 5 x 1.2 mm 0.197 x 0.047 in	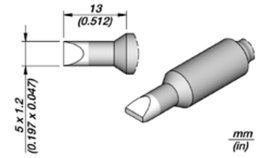	General use	Station: HDE
	C470009	Chisel Cartridge 5.5 x 1.5 mm 0.216 x 0.059 in	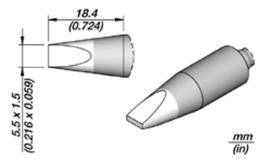	General use Sheet metal	Station: HDE
	C470002	Chisel Cartridge 6 x 1.5 mm 0.236 x 0.059 in	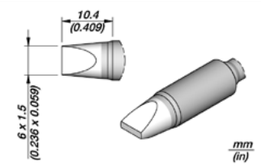	General use Sheet metal	Station: HDE
	C470015	Chisel Cartridge 6 x 1.7 mm 0.236 x 0.067 in	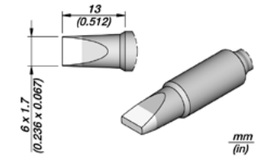	General use	Station: HDE
	C470004	Chisel Cartridge 7.5 x 1.5 mm 0.295 x 0.059 in	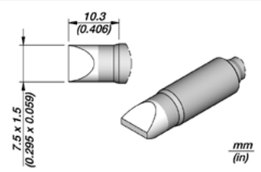	General use Sheet metal	Station: HDE
	C470016	Chisel Cartridge 7.5 x 1.7 mm 0.295 x 0.067 in	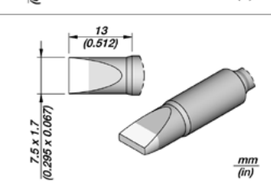	General use	Station: HDE
	C470058	Chisel Cartridge 8 x 2.5 mm 0.315 x 0.098 in	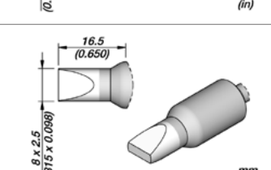	General use Sheet metal	Station: HDE
	C470039	Chisel Cartridge 8.5 x 2.5 mm 0.335 x 0.098 in	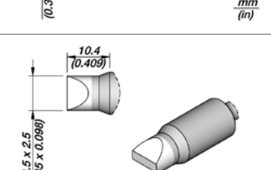	General use Sheet metal	Station: HDE

C470 **Cartridge Range** for **T470** and **HT470** HD Heavy Duty Tools

	Ref.	Description	Image and dimensions	Suggested components	Compatible with
	C470006	Chisel Cartridge 10 x 2.5 mm 0.394 x 0.098 in	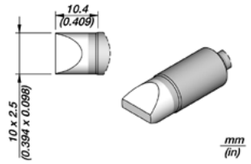	General use Sheet metal	Station: HDE
	C470021	Chisel Cartridge 12 x 4 mm 0.472 x 0.157 in	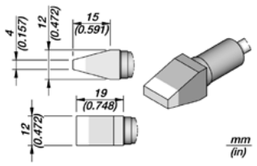	General use Sheet metal	Station: HDE
	C470007	Chisel Cartridge 15.5 x 2.5 mm 0.610 x 0.098 in	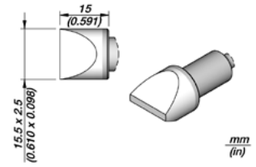	General use Sheet metal	Station: HDE
	C470067	Chisel Cartridge 15.5 X 2.5 mm 0.610 x 0.098 in	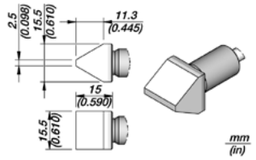	General use Sheet metal	Station: HDE
	C470022	Chisel Cartridge 28 x 4 mm 1.102 x 0.157 in	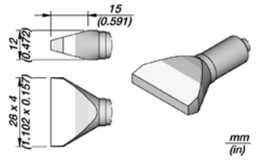	Sheet metal	Station: HDE
	C470034	Chisel Bent Cartridge 3.5 x 1.5 mm 0.138 x 0.059 in	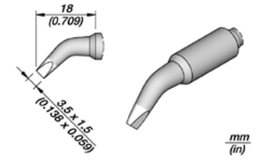	General use	Station: HDE
	C470018	Chisel Bent Cartridge 8.9 x 1.7 mm 0.350 x 0.067 in	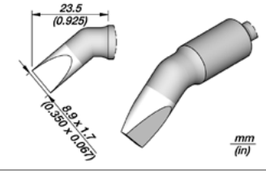	General use Sheet metal	Station: HDE
	C470019	Bevel Cartridge Ø 3.5 mm Ø 0.138 in	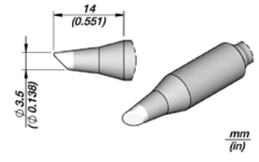	General use	Station: HDE

C470 **Cartridge Range** for **T470** and **HT470** HD Heavy Duty Tools

	Ref.	Description	Image and dimensions	Suggested components	Compatible with
	C470003	Bevel Cartridge Ø 7.5 mm Ø 0.295 in	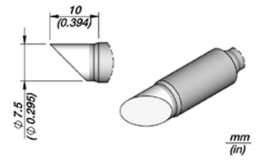	General use Sheet metal	Station: HDE
	C470056	Bevel Cartridge Ø 10 mm Ø 0.394 in	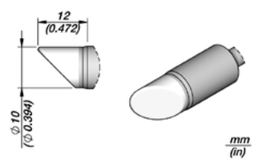	Wide area Shield desoldering Sheet metal	Station: HDE
	C470028	Barrel Cartridge Ø 1.2 mm Ø 0.047 in	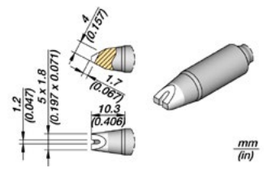	Cable Through-hole	Station: HDE
	C470020	Barrel Cartridge Ø 2.4 mm Ø 0.094 in	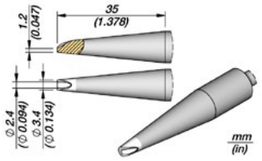	Through-hole	Station: HDE
	C470048	Barrel Cartridge Ø 3.4 mm Ø 0.134 in	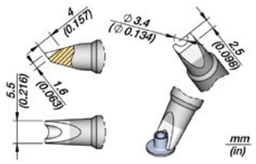	Cable Through-hole	Station: HDE
	C470033	Barrel Cartridge Ø 3.65 mm Ø 0.144 in	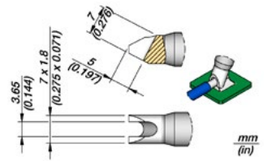	Cable Through-hole	Station: HDE
	C470055	Barrel Cartridge Ø 4 mm Ø 0.157 in	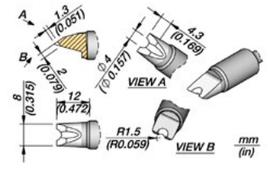	Cable Through-hole	Station: HDE
	C470030	Barrel Cartridge Ø 5 mm Ø 0.197 in	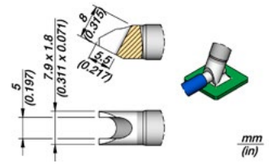	Cable Through-hole	Station: HDE

C470 **Cartridge Range** for **T470** and **HT470** HD Heavy Duty Tools

	Ref.	Description	Image and dimensions	Suggested components	Compatible with
	C470049	Barrel Cartridge Ø 5.2 mm Ø 0.205 in	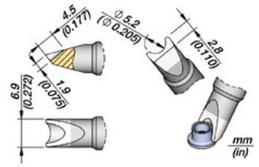	Cable Through-hole	Station: HDE
	C470037	Barrel Cartridge Ø 8 mm Ø 0.315 in	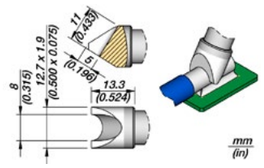	Cable Through-hole	Station: HDE
	C470073	Barrel Cartridge Ø 10 mm Ø 0.394 in	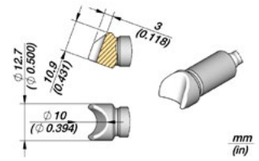	Cable Through-hole	Station: HDE
	C470041	Barrel Cartridge Ø 12.5 mm Ø 0.492 in	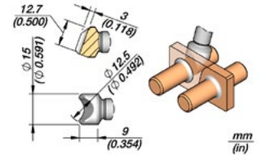	Cable Through-hole	Station: HDE
	C470061	Knife Cartridge 10.6 mm 0.417 in	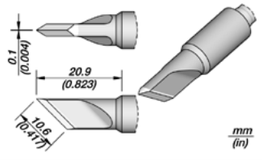	Drag Soldering	Station: HDE
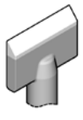	C470064	Blade Cartridge 10 mm 0.394 in	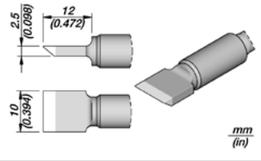	Pad cleaning Connector desoldering	Station: HDE
	C470059	Blade Cartridge 20 mm 0.787 in	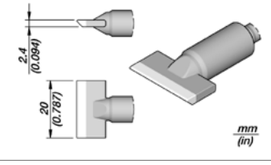	Pad cleaning Connector desoldering	Station: HDE
	C470023	Blade Cartridge 32 mm 1.260 in	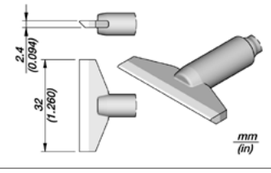	Pad cleaning Connector desoldering	Station: HDE

C470 **Cartridge Range** for **T470** and **HT470** HD Heavy Duty Tools

	Ref.	Description	Image and dimensions	Suggested components	Compatible with
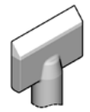	C470063	Blade Cartridge 37 mm 1.457 in	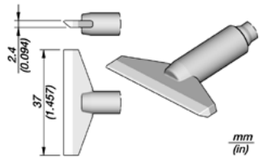	Pad cleaning Connector desoldering	Station: HDE
	C470046	Single Flat Cartridge 7.5 mm 0.295 in	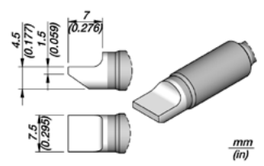	General use Sheet metal	Station: HDE
	C470050	Blade Cartridge Ø 3.8 mm Ø 0.150 in	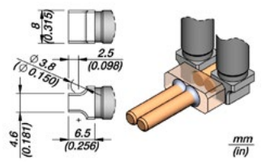	Cable Connectors	Station: HDE
	C470043	Drag Cartridge 1.1 x 10 mm 0.043 x 0.394 in	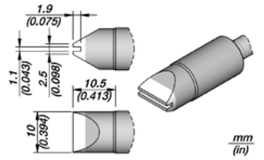	Wire soldering	Station: HDE
	C470031	Pin/Connector Cartridge Ø 3.3 mm Ø 0.126 in	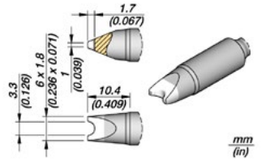	Cable Through-hole	Station: HDE
	C470045	Pin / Connector Cartridge Ø 3.5 mm Ø 0.138 in	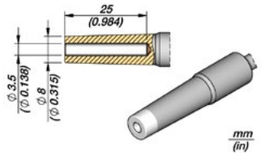	Through-hole Male connector	Station: HDE
	C470042	Pin/Connector Cartridge Ø 4.8 mm Ø 0.189 in	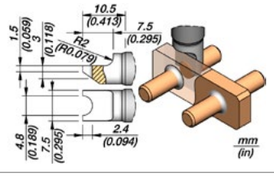	Cable Through-hole	Station: HDE
	C470066	Pin/Connector Cartridge Ø 5.5 mm Ø 0.216 in	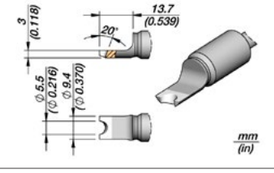	Cable Through-hole	Station: HDE

C470 **Cartridge Range** for **T470** and **HT470** HD Heavy Duty Tools

	Ref.	Description	Image and dimensions	Suggested components	Compatible with
	C470065	Pin/Connector Cartridge Ø 8.5 mm Ø 0.335 in	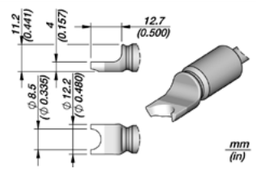	Cable Through-hole	Station: HDE
	C470012	Pin/Connector Cartridge R. 6 mm S1 R. 0.236 in	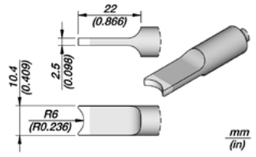	Cables Connectors	Station: HDE
	C470038	Pin/Connector Cartridge R. 6 mm S2 R. 0.236 in	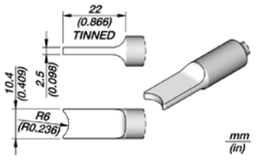	Wide area Cables Connectors	Station: HDE
	C470047	Pin/Connector Cartridge Ø 14 mm Ø 0.551 in	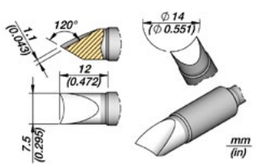	Cable Through-hole	Station: HDE
	C470010	Pin/Connector Cartridge R. 8 mm R. 0.315 in	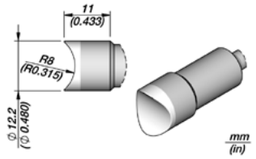	Cables connectors	Station: HDE
	C470052	Pin/Connector Cartridge R. 8.5 mm R. 0.335 in	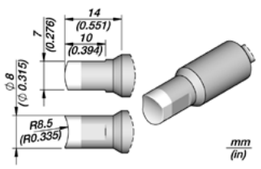	Cables connectors	Station: HDE
	C470029	Pin/Connector Cartridge R. 31 mm R. 1.220 in	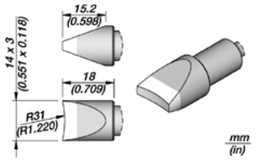	Connectors	Station: HDE
	C470051	Faston Terminal Cartridge 21 mm 0.827 in	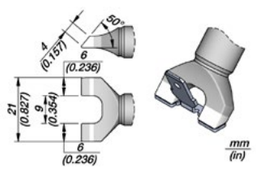	Connectors	Station: HDE

C470 **Cartridge Range** for **T470** and **HT470** HD Heavy Duty Tools

	Ref.	Description	Image and dimensions	Suggested components	Compatible with
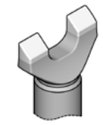	C470070	Faston Terminal Cartridge 21 mm 0.827 in	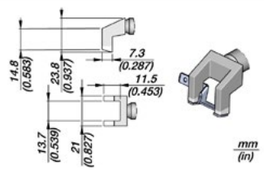	Connectors	Station: HDE
	C470044	RF Shield Removal Cartridge 10 x 15 mm 0.394 x 0.591 in	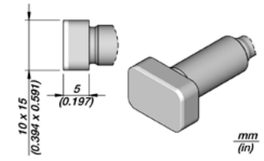	Shield desoldering Metal PCB Sheet metal	Station: HDE
	C470057	RF Shield Removal Cartridge 20 x 30 mm 0.787 x 1.181 in	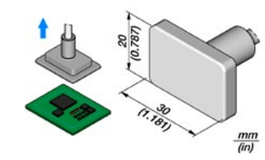	Shield desoldering Metal PCB Sheet metal	Station: HDE
	C470005	RF Shield Removal Cartridge Ø 15 mm Ø 0.591 in	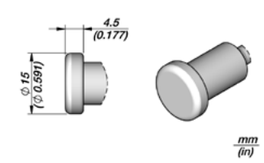	Shield desoldering Metal PCB Sheet metal	Station: HDE
	C470027	RF Shield Removal Cartridge 43 x 20 mm 1.693 x 0.787 in	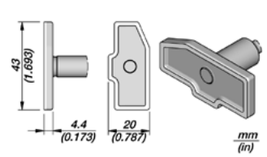	Shield desoldering	Station: HDE
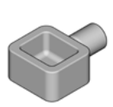	C470SP01	Solder Pot Cartridge 15 x 18 mm 0.591 x 0.709 in	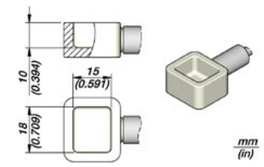	Tinnig wires Desoldering Through-hole Multipin components	Station: HDE
	C470SP42	Solder Pot Cartridge 40 x 40 mm 1.575 x 1.575 in	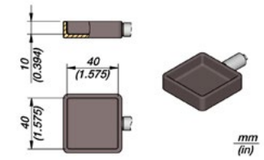	Tinnig wires Desoldering Through-hole Multipin components	Station: HDE
	C470025	Heat Staking Cartridge Ø 1.7 mm Ø 0.067 in	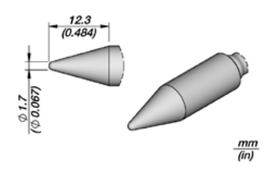	Plastics	Station: HDE

C470 **Cartridge Range** for **T470** and **HT470** HD Heavy Duty Tools

	Ref.	Description	Image and dimensions	Suggested components	Compatible with
	C470026	Heat Staking Cartridge Ø 3.5 mm Ø 0.138 in	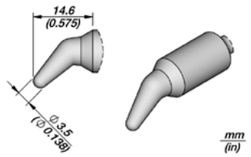	Plastics	Station: HDE
	C470032	Heat Staking Cartridge Ø 9 mm Ø 0.354 in	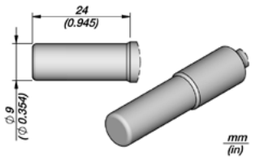	Plastics	Station: HDE
	C470011	Hook Cartridge Ø 4.2 mm Ø 0.165 in	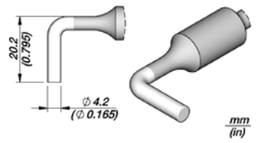	Difficult to reach	Station: HDE



C360 **Tip Range** for **DS360** Micro Desoldering Iron

	Ref.	Description	Image and dimensions	Suggested components	Compatible with
	C360001	Micro Desoldering Tip Ø 0.6 mm Ø 0.024 in	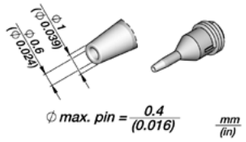	Through-hole Desoldering	Stations: CS Control Units: DI, DDE, DME Modules: MSE, MS
	C360002	Micro Desoldering Tip Ø 0.8 mm Ø 0.032 in	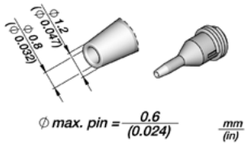	Through-hole Desoldering	Stations: CS Control Units: DI, DDE, DME Modules: MSE, MS
	C360003	Micro Desoldering Tip Ø 1 mm Ø 0.039 in	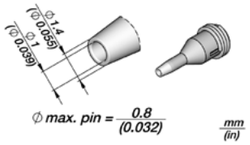	Through-hole Desoldering	Stations: CS Control Units: DI, DDE, DME Modules: MSE, MS
	C360004	Micro Desoldering Tip Ø 1.2 mm Ø 0.047 in	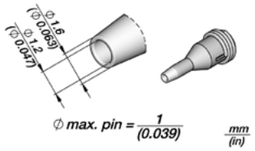	Through-hole Desoldering	Stations: CS Control Units: DI, DDE, DME Modules: MSE, MS
	C360007	Micro Desoldering Tip Ø 1.4 mm Ø 0.055 in	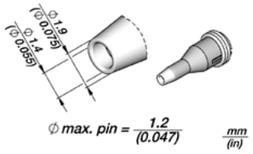	Through-hole Desoldering	Stations: CS Control Units: DI, DDE, DME Modules: MSE, MS
	C360006	Micro Desoldering Tip Ø 1.5 mm Ø 0.059 in	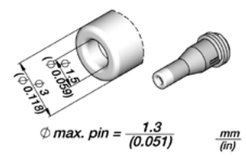	Through-hole Desoldering	Stations: CS Control Units: DI, DDE, DME Modules: MSE, MS
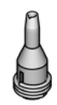	C360011	Micro Desoldering Tip Ø 0.6 mm Pad Ø 0.024 in	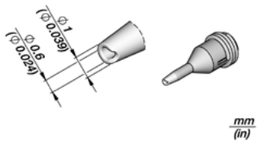	Pad desoldering	Stations: CS Control Units: DI, DDE, DME Modules: MSE, MS

C360 **Tip Range** for **DS360** Micro Desoldering Iron

	Ref.	Description	Image and dimensions	Suggested components	Compatible with
	C360012	Micro Desoldering Tip Ø 0.8 mm Pad Ø 0.032 in	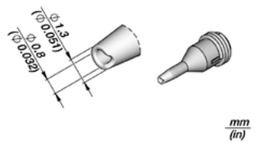	Pad desoldering	Stations: CS Control Units: DI, DDE, DME Modules: MSE, MS
	C360013	Micro Desoldering Tip Ø 1 mm Pad Ø 0.039 in	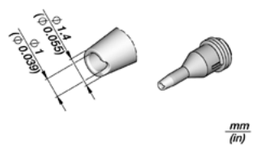	Pad desoldering	Stations: CS Control Units: DI, DDE, DME Modules: MSE, MS
	C360014	Micro Desoldering Tip Ø 1.2 mm Pad Ø 0.047 in	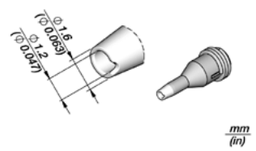	Pad desoldering	Stations: CS Control Units: DI, DDE, DME Modules: MSE, MS



D530 **Tip Range**
for **DT530** Angled Desoldering Iron

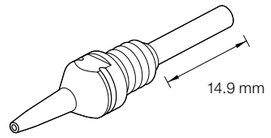

C560 **Tip Range**
for **DR560** Desoldering Iron

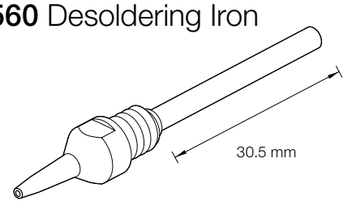

	Ref.	Description	Image and dimensions	Suggested components	Compatible with
	D530017 C560017	Desoldering Tip Ø 1.1 mm Ø 0.043 in	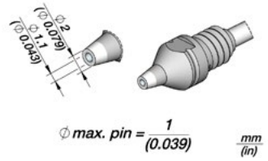	Through-hole Desoldering	Control Units: DI, DDE, DME Modules: MSE, MS
	D530014 C560014	Desoldering Tip Ø 0.8 mm Ø 0.032 in	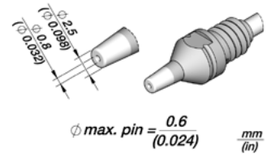	Through-hole Desoldering	Control Units: DI, DDE, DME Modules: MSE, MS
	D530006 C560006	Desoldering Tip Ø 1.9 mm Ø 0.075 in	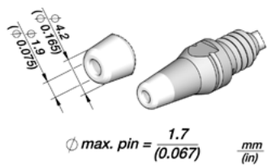	Through-hole Desoldering	Control Units: DI, DDE, DME Modules: MSE, MS
	D530018 C560018	Desoldering Tip Ø 2.2 mm Ø 0.087 in	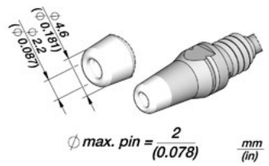	Through-hole Desoldering	Control Units: DI, DDE, DME Modules: MSE, MS
	D530007 C560007	Desoldering Tip Ø 2.4 mm Ø 0.095 in	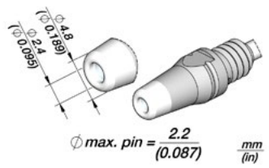	Through-hole Desoldering	Control Units: DI, DDE, DME Modules: MSE, MS
	D530015 C560015	Desoldering Tip Ø 3 mm Ø 0.118 in	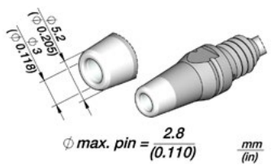	Through-hole Desoldering	Control Units: DI, DDE, DME Modules: MSE, MS

D530 and C560 Tip Range for DT530 and DR560 Desoldering Irons

	Ref.	Description	Image and dimensions	Suggested components	Compatible with
 10 mm 0.394 in	D530001 C560001	Desoldering Tip Ø 0.6 mm HT Ø 0.024 in	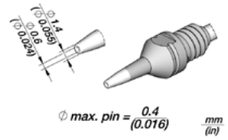	Through-hole Desoldering	Control Units: DI, DDE, DME Modules: MSE, MS
	D530002 C560002	Desoldering Tip Ø 0.8 mm HT Ø 0.032 in	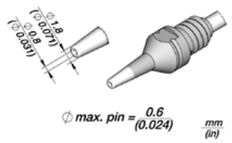	Through-hole Desoldering	Control Units: DI, DDE, DME Modules: MSE, MS
	D530003 C560003	Desoldering Tip Ø 1 mm Ø 0.039 in	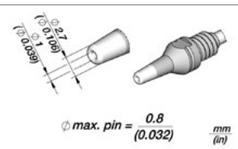	Through-hole Desoldering	Control Units: DI, DDE, DME Modules: MSE, MS
	D530004 C560004	Desoldering Tip Ø 1.3 x Ø 3.2 mm Ø 0.052 x Ø 0.126 in	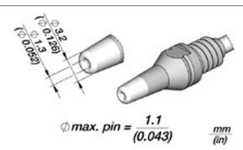	Through-hole Desoldering	Control Units: DI, DDE, DME Modules: MSE, MS
	D530005 C560005	Desoldering Tip Ø 1.5 mm Ø 0.059 in	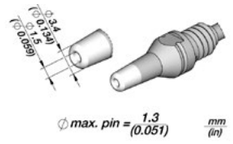	Through-hole Desoldering	Control Units: DI, DDE, DME Modules: MSE, MS
 12 mm 0.472 in	D530009 C560009	Desoldering Tip Ø 1.3 x Ø 5 mm Ø 0.052 x Ø 0.197 in	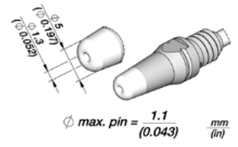	Through-hole Desoldering	Control Units: DI, DDE, DME Modules: MSE, MS
Pad Cleaner Tips  10 mm 0.394 in	D530011 C560011	Desoldering Tip Ø 0.6 mm Ø 0.024 in	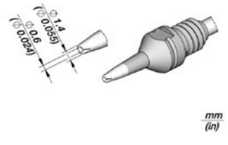	Pad desoldering	Control Units: DI, DDE, DME Modules: MSE, MS
	D530012 C560012	Desoldering Tip Ø 0.8 mm Ø 0.032 in		Pad desoldering	Control Units: DI, DDE, DME Modules: MSE, MS
	D530013 C560013	Desoldering Tip Ø 1 mm Ø 0.039 in	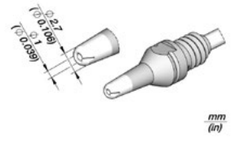	Pad desoldering	Control Units: DI, DDE, DME Modules: MSE, MS



W140 Blade Cartridge Range for WS140 High-Temperature Precision Wire Stripper Tweezers

	Ref.	Description	Image and dimensions	Suggested components	Compatible with
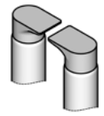	W14003F	Flat Blade Cartridges 3 mm 0.118 in	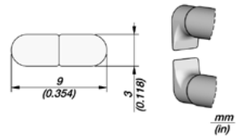	Wire insulation stripping	Station: WSS
	W14005F	Flat Blade Cartridges 5 mm 0.197 in	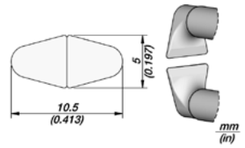	Wire insulation stripping	Station: WSS
	W14012F	Flat Blade Cartridges 12 mm 0.472 in	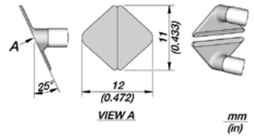	Wire insulation stripping	Station: WSS
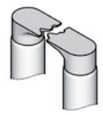	W14014G	Single-Hole Cartridges Solid Wire 14 AWG	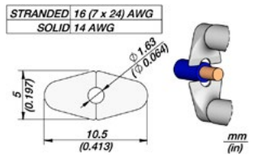	Wire insulation stripping	Station: WSS
	W14016G	Single-Hole Cartridges Solid Wire 16 AWG	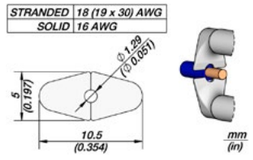	Wire insulation stripping	Station: WSS
	W14018G	Single-Hole Cartridges Solid Wire 18 AWG	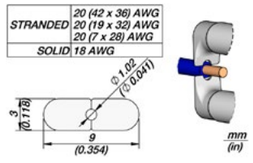	Wire insulation stripping	Station: WSS
	W14020G	Single-Hole Cartridges Solid Wire 20 AWG	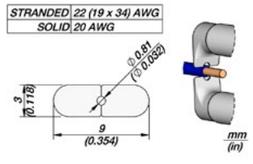	Wire insulation stripping	Station: WSS

W140 **Blade Cartridge Range** for **WS140** High-Temperature Precision Wire Stripper Tweezers

	Ref.	Description	Image and dimensions	Suggested components	Compatible with
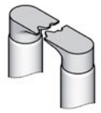	**W14022G**	Single-Hole Cartridges Solid Wire 22 AWG	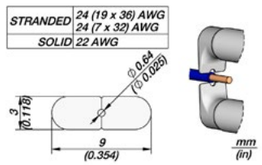	Wire insulation stripping	Station: WSS
	W14024G	Single-Hole Cartridges Solid Wire 24 AWG	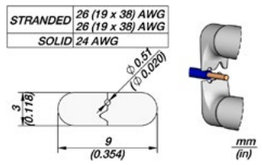	Wire insulation stripping	Station: WSS
	W14026G	Single-Hole Cartridges Solid Wire 26 AWG	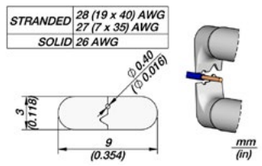	Wire insulation stripping	Station: WSS
	W14028G	Single-Hole Cartridges Solid Wire 28 AWG	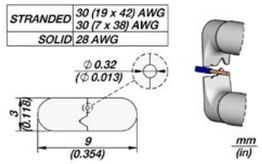	Wire insulation stripping	Station: WSS
	W14030G	Single-Hole Cartridges Solid Wire 30 AWG	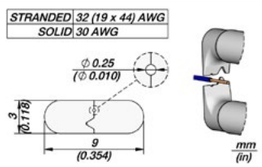	Wire insulation stripping	Station: WSS
	W14032G	Single-Hole Cartridges Solid Wire 32 AWG	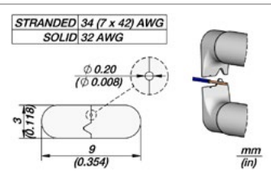	Wire insulation stripping	Station: WSS
	W14034G	Single-Hole Cartridges Solid Wire 34 AWG	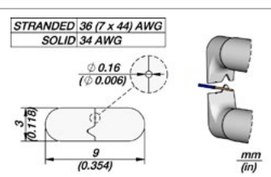	Wire insulation stripping	Station: WSS
	W14036G	Single-Hole Cartridges Solid Wire 36 AWG	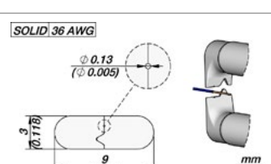	Wire insulation stripping	Station: WSS



W440 **Blade Cartridge Range** for **WS440** High-Temperature Wire Stripper Tweezers

	Ref.	Description	Image and dimensions	Suggested components	Compatible with
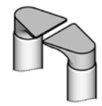	**W440025**	Flat Cartridges 12.5 mm	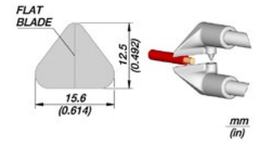	Wire insulation stripping	Station: WSB
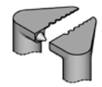	**W440021**	Multi-Hole Cartridges Solid Wire 34 - 22 AWG	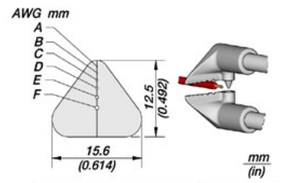 STRANDED / SOLID / mm (in) A: 36 (7 x 44) AWG / 34 AWG / 0.16 (0.0063) B: 32 (19 x 44) AWG / 30 AWG / 0.25 (0.0098) C: 30 (7 x 38) AWG, 30 (19 x 42) AWG / 28 AWG / 0.32 (0.0126) D: 28 (19 x 40) AWG, 27 (7 x 35) AWG / 26 AWG / 0.40 (0.0157) E: 26 (19 x 38) AWG, 26 (10 x 36) AWG / 24 AWG / 0.51 (0.0201) F: 24 (19 x 36) AWG, 24 (7 x 32) AWG / 22 AWG / 0.64 (0.0252)	Wire insulation stripping	Station: WSB
	W440023	Multi-Hole Cartridges Solid Wire 26 -16 AWG	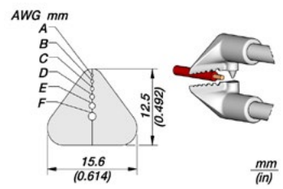 STRANDED / SOLID / mm (in) A: 28 (19 x 40) AWG, 27 (7 x 35) AWG / 26 AWG / 0.40 (0.0157) B: 26 (19 x 38) AWG, 26 (10 x 36) AWG / 24 AWG / 0.51 (0.0201) C: 24 (19 x 36) AWG, 24 (7 x 32) AWG / 22 AWG / 0.64 (0.0252) D: 22 (19 x 34) AWG / 20 AWG / 0.81 (0.0319) E: 20 (42 x 36) AWG, 20 (19 x 32) AWG, 20 (7 x 28) AWG / 18 AWG / 1.02 (0.0402) F: 18 (19 x 30) AWG / 16 AWG / 1.29 (0.0508)	Wire insulation stripping	Station: WSB

Notes

Notes

ESD safe

www.jbctools.com |

0036579/0326

JBC
The Soldering Co.



Cartridge Guide
for Selective Soldering

The best soldering technology applied to automation

A global organization at your service

JBC is a global company with a distributor network spanning 5 continents that guarantees a solid commercial organization with quick and efficient service.

The power of experience

More than 95 years of experience have placed JBC at the technological forefront of tools for soldering and rework operations in electronics. Innovation, efficiency and reliability are the key features of a wide range of products which have been designed to satisfy the most demanding requirements of professionals.

High technology, superior quality

Product perfection is one of the main objectives of JBC's improvement and development program.
The R&D department has created the most innovative soldering technologies, which JBC is proud to present in this catalogue.

All JBC products comply with CE standards and ESD recommendations.

BORN FOR LEAD FREE

Custom Cartridges & Tips

Does your soldering application require a **special tip design**? Tell us your challenge at **customtips@jbctools.com**.

JBC Technology

Most Efficient Soldering System

JBC **Selective Soldering** works with JBC Most Efficient Soldering System, which **recovers tip temperature extremely quickly**. This increases work efficiency and allows the user to work with lower temperatures.

Efficient Temperature Control

Comparative process of 3 solder joints

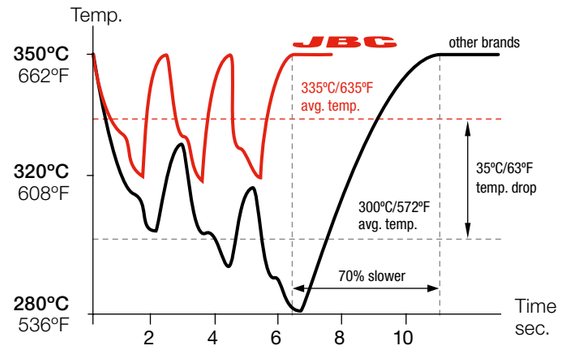

Tips with JBC Technology only drop 30ºC (54ºF) where others drop as much as 70ºC (126ºF).

Enhanced Temperature Efficiency ➤ Increased Productivity + Better Quality

Cartridges with extended tip life

The essential part of the soldering iron is the tip. Therefore, JBC has **over 50 models of cartridges of different shapes and sizes** for automation.

JBC has developed the most advanced technology based on the following principles:

- **Excellent Heat Transfer**
  The compact element reduces thermal barriers.
- **Instantaneous Heating**
  A fully-integrated thermal sensor in the heater ensures quick temperature recovery.
- **Great Durability**
  The intelligent algorithm control program extends tip life.



R245 **Cartridge Range**
for **TRA245** and **TR245** Automated Processes

	Ref.	Description	Image and dimensions	Suggested components	Compatible with
	**R245039**	Chisel Cartridge 1 x 0.5 mm 0.039 x 0.020 in	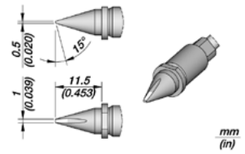	General use	Soldering Unit: HA245, HM245 Cartridge Stand: CS2R245
	R245036	Chisel Cartridge 1.8 x 0.8 mm 0.071 x 0.031 in	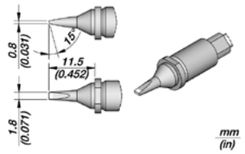	General use	Soldering Unit: HA245, HM245 Cartridge Stand: CS2R245
	R245008	Chisel Cartridge 2.2 x 1 mm 0.087 x 0.039 in	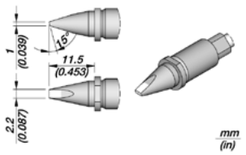	General use	Soldering Unit: HA245, HM245 Cartridge Stand: CS2R245
	R245038	Chisel Cartridge 3.2 x 1.2 mm 0.126 x 0.047 in	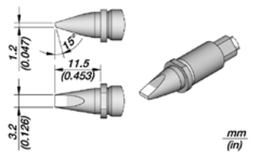	General use	Soldering Unit: HA245, HM245 Cartridge Stand: CS2R245
	R245007	Chisel Cartridge 4 x 1.5 mm 0.157 x 0.059 in	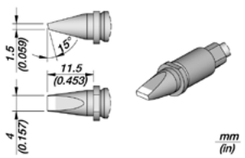	General use	Soldering Unit: HA245, HM245 Cartridge Stand: CS2R245
	**R245009**	Barrel Cartridge Ø 0.8 mm S1 Ø 0.031 in	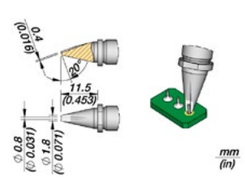	Through-hole Cable soldering	Soldering Unit: HA245, HM245 Cartridge Stand: CS2R245
	R245028	Barrel Cartridge Ø 1 mm Ø 0.039 in	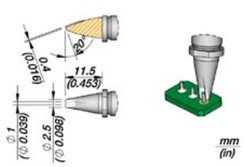	Through-hole Cable soldering	Soldering Unit: HA245, HM245 Cartridge Stand: CS2R245

	Ref.	Description	Image and dimensions	Suggested components	Compatible with
	**R245037**	Barrel Cartridge Ø 1 mm Ø 0.039 in	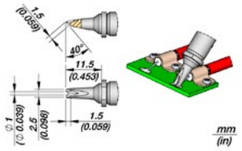	Through-hole Cable soldering	Soldering Unit: HA245, HM245 Cartridge Stand: CS2R245
	R245010	Barrel Cartridge Ø 1.5 mm S1 Ø 0.059 in	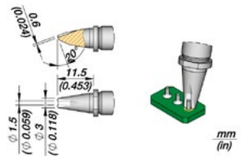	Through hole Cable soldering	Soldering Unit: HA245, HM245 Cartridge Stand: CS2R245
	R245011	Barrel Cartridge Ø 2.5 mm S1 Ø 0.098 in	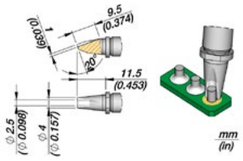	Through-hole Cable soldering	Soldering Unit: HA245, HM245 Cartridge Stand: CS2R245
	R245012	Barrel Cartridge Ø 3.5 mm S1 Ø 0.138 in	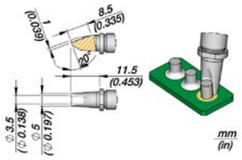	Through-hole Cable soldering	Soldering Unit: HA245, HM245 Cartridge Stand: CS2R245
	R245015	Barrel Cartridge Ø 1 mm Ø 0.039 in	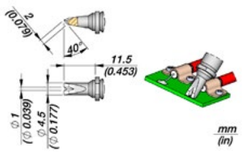	Through-hole Cable soldering	Soldering Unit: HA245, HM245 Cartridge Stand: CS2R245
	**R245026**	Drag Cartridge 0.75 mm 0.030 in	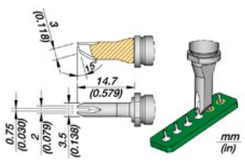	Drag soldering	Soldering Unit: HA245, HM245 Cartridge Stand: CS2R245
	R245027	Drag Cartridge Ø 1 mm Ø 0.039 in	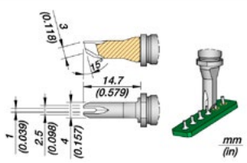	Drag soldering	Soldering Unit: HA245, HM245 Cartridge Stand: CS2R245
	R245029	Drag Cartridge 1.25 mm S1 0.049 in	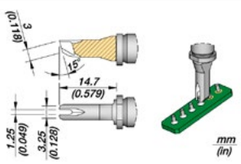	Drag soldering	Soldering Unit: HA245, HM245 Cartridge Stand: CS2R245

R245L Cartridge Range
for TRA245 and TR245 Automated Processes

R245L Cartridges have a longer and sharper design on the tip for easier access on hard-to-reach applications.

	Ref.	Description	Image and dimensions	Suggested components	Compatible with
	R245016	Chisel Cartridge 1 x 0.5 mm 0.039 x 0.020 in	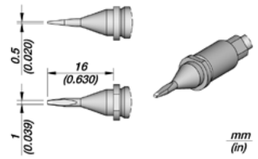	General use	Soldering Unit: HA245, HM245 Cartridge Stand: CS2R245
	R245017	Chisel Cartridge 1.5 x 0.5 mm 0.059 x 0.020 in	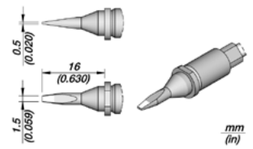	General use	Soldering Unit: HA245, HM245 Cartridge Stand: CS2R245
	R245018	Chisel Cartridge 2 x 0.5 mm 0.079 x 0.020 in	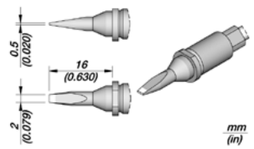	General use	Soldering Unit: HA245, HM245 Cartridge Stand: CS2R245
	R245019	Chisel Cartridge 2.5 x 0.8 mm 0.098 x 0.031 in	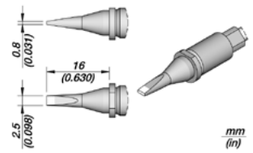	General use	Soldering Unit: HA245, HM245 Cartridge Stand: CS2R245
	R245020	Chisel Cartridge 3 x 1 mm 0.118 x 0.039 in	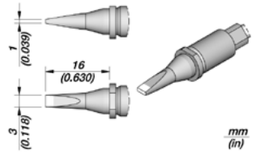	General use	Soldering Unit: HA245, HM245 Cartridge Stand: CS2R245
	R245021	Chisel Cartridge 4 x 1 mm 0.157 x 0.039 in	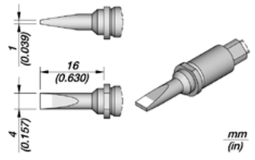	General use	Soldering Unit: HA245, HM245 Cartridge Stand: CS2R245
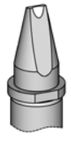	R245022	Grooved Chisel Cartridge 1 x 0.4 mm 0.039 x 0.016 in	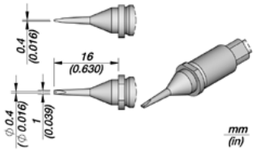	General use	Soldering Unit: HA245, HM245 Cartridge Stand: CS2R245

	Ref.	Description	Image and dimensions	Suggested components	Compatible with
	R245023	Grooved Chisel Cartridge 1.3 x 0.5 mm 0.051 x 0.197 in	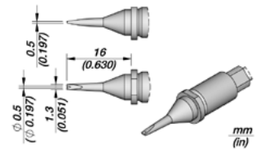	General use	Soldering Unit: HA245, HM245 Cartridge Stand: CS2R245
	R245024	Grooved Chisel Cartridge 2 x 0.8 mm 0.079 x 0.031 in	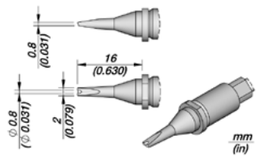	General use	Soldering Unit: HA245, HM245 Cartridge Stand: CS2R245
	R245025	Grooved Chisel Cartridge 4 x 1 mm 0.157 x 0.039 in	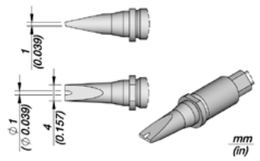	General use	Soldering Unit: HA245, HM245 Cartridge Stand: CS2R245

R470 Cartridge Range
for TRA470 and TR470 Automated Processes

	Ref.	Description	Image and dimensions	Suggested components	Compatible with
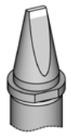	R470019	Chisel Cartridge 1.5 x 1 mm S1 0.059 x 0.039 in	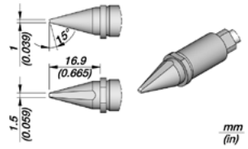	General use	Soldering Unit: HA470, HM470 Cartridge Stand: CS2R470
	R470020	Chisel Cartridge 2 x 1 mm S1 0.078 x 0.039 in	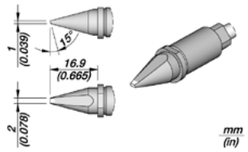	General use	Soldering Unit: HA470, HM470 Cartridge Stand: CS2R470
	R470021	Chisel Cartridge 2.5 x 1 mm S1 0.098 x 0.039 in	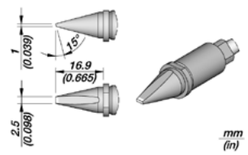	General use	Soldering Unit: HA470, HM470 Cartridge Stand: CS2R470
	R470029	Chisel Cartridge 2.7 x 1 mm 0.106 x 0.039 in	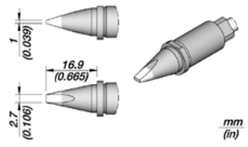	General use	Soldering Unit: HA470, HM470 Cartridge Stand: CS2R470
	R470048	Chisel Cartridge 2.9 x 1 mm 0.114 x 0.039 in	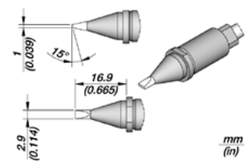	General use	Soldering Unit: HA470, HM470 Cartridge Stand: CS2R470
	R470034	Chisel Cartridge 3 x 1.2 mm 0.118 x 0.047 in	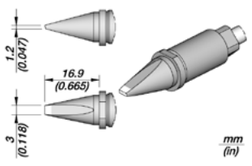	General use	Soldering Unit: HA470, HM470 Cartridge Stand: CS2R470
	R470022	Chisel Cartridge 4 x 1.5 mm S1 0.157 x 0.059 in	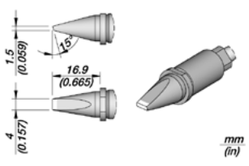	General use	Soldering Unit: HA470, HM470 Cartridge Stand: CS2R470

	Ref.	Description	Image and dimensions	Suggested components	Compatible with
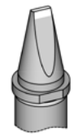	R470023	Chisel Cartridge 5 x 1.5 mm S1 0.197 x 0.059 in	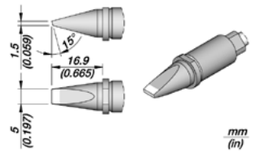	General use	Soldering Unit: HA470, HM470 Cartridge Stand: CS2R470
	R470024	Chisel Cartridge 6 x 1.3 mm S1 0.236 x 0.051 in	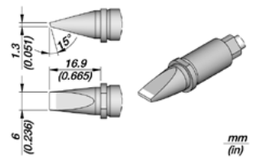	General use	Soldering Unit: HA470, HM470 Cartridge Stand: CS2R470
	R470035	Chisel Cartridge 6 x 2 mm 0.236 x 0.079 in	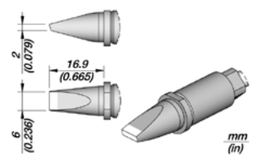	General use	Soldering Unit: HA470, HM470 Cartridge Stand: CS2R470
	R470025	Chisel Cartridge 7.5 x 1.8 mm S1 0.295 x 0.070 in	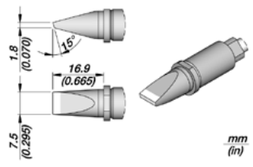	General use	Soldering Unit: HA470, HM470 Cartridge Stand: CS2R470
	R470047	Chisel Cartridge 7.5 x 3.2 mm 0.295 x 0.126 in	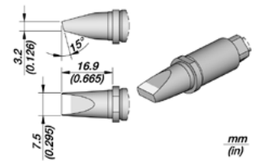	General use	Soldering Unit: HA470, HM470 Cartridge Stand: CS2R470
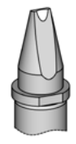	R470042	Grooved Chisel Cartridge 2.5 x 1 mm 0.098 x 0.039 in	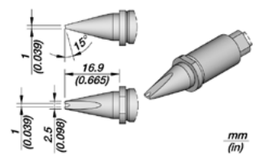	General use	Soldering Unit: HA470, HM470 Cartridge Stand: CS2R470
	R470043	Grooved Chisel Cartridge 3 x 1.5 mm 0.118 x 0.059 in	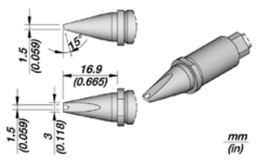	General use	Soldering Unit: HA470, HM470 Cartridge Stand: CS2R470
	R470044	Grooved Chisel Cartridge 4 x 1.8 mm 0.157 x 0.071 in	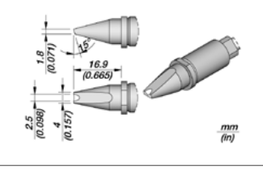	General use	Soldering Unit: HA470, HM470 Cartridge Stand: CS2R470

R470 **Cartridge Range** for **TRA470** and **TR470** Automated Processes

	Ref.	Description	Image and dimensions	Suggested components	Compatible with
	**R470041**	Barrel Cartridge Ø 1.5 mm Ø 0.059 in	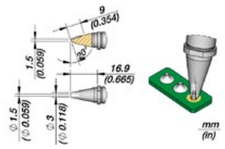	Through-hole Cable soldering	Soldering Unit: HA470, HM470 Cartridge Stand: CS2R470
	R470030	Barrel Cartridge Ø 2 mm Ø 0.079 in	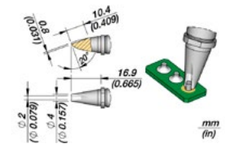	Through-hole Cable soldering	Soldering Unit: HA470, HM470 Cartridge Stand: CS2R470
	R470031	Barrel Cartridge Ø 3 mm Ø 0.118 in	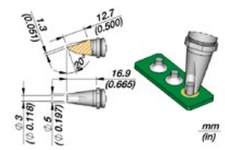	Through-hole Cable soldering	Soldering Unit: HA470, HM470 Cartridge Stand: CS2R470
	R470028	Barrel Cartridge Ø 3.8 mm Ø 0.150 in	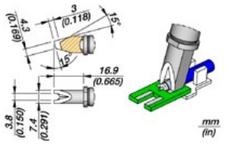	Through-hole Cable soldering	Soldering Unit: HA470, HM470 Cartridge Stand: CS2R470
	R470032	Barrel Cartridge Ø 4 mm Ø 0.157 in	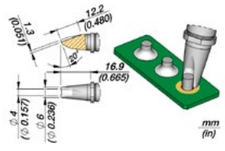	Through-hole Cable soldering	Soldering Unit: HA470, HM470 Cartridge Stand: CS2R470
	R470061	Barrel Cartridge Ø 5.2 mm Ø 0.205 in	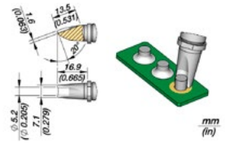	Through-hole Cable soldering	Soldering Unit: HA470, HM470 Cartridge Stand: CS2R470
	**R470045**	Drag Cartridge 0.75 mm S2 0.030 in	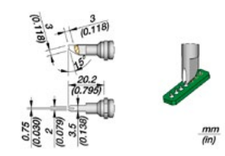	Drag soldering	Soldering Unit: HA470, HM470 Cartridge Stand: CS2R470
	R470036	Drag Cartridge 1 mm 0.039 in	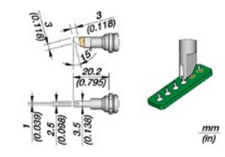	Drag soldering	Soldering Unit: HA470, HM470 Cartridge Stand: CS2R470

R470 **Cartridge Range** for **TRA470** and **TR470** Automated Processes

	Ref.	Description	Image and dimensions	Suggested components	Compatible with
	**R470046**	Drag Cartridge 1.3 mm S2 0.051 in	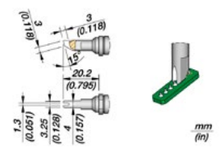	Drag soldering	Soldering Unit: HA470, HM470 Cartridge Stand: CS2R470
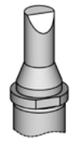	**R470037**	Bevel Cartridge Ø 3 mm Ø 0.118 in	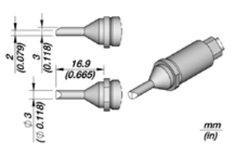	General use	Soldering Unit: HA470, HM470 Cartridge Stand: CS2R470
	R470038	Bevel Cartridge Ø 4 mm Ø 0.157 in	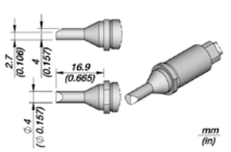	General use	Soldering Unit: HA470, HM470 Cartridge Stand: CS2R470
	R470039	Bevel Cartridge Ø 6 mm Ø 0.236 in	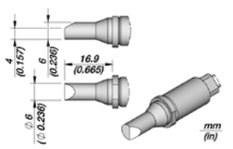	General use Sheet metal	Soldering Unit: HA470, HM470 Cartridge Stand: CS2R470
	R470040	Bevel Cartridge Ø 9 mm Ø 0.354 in	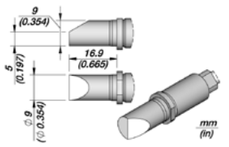	General use Sheet metal	Soldering Unit: HA470, HM470 Cartridge Stand: CS2R470
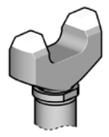	**R470049**	Faston Terminal Cartridge 28.4 mm 1.118 in	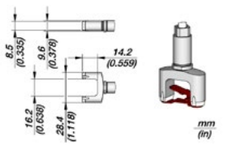	Connectors	Soldering Unit: HA470, HM470 Cartridge Stand: CS2R470
	R470056	Faston Terminal Cartridge 20 mm 0.787 in	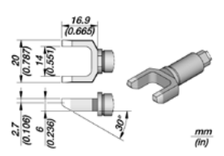	Connectors	Soldering Unit: HA470, HM470 Cartridge Stand: CS2R470
	R470058	Faston Terminal Cartridge 20.2 mm 0.795 in	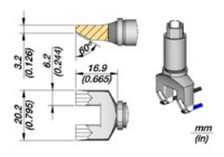	Connectors	Soldering Unit: HA470, HM470 Cartridge Stand: CS2R470

ESD safe

www.jbctools.com |

0036552/1025