

new

Excellence range



JBC

www.jbctools.com

A global organization at your service

JBC is a global company with a distributor network spanning 5 continents that guarantees a solid commercial organization with quick and efficient service.

The power of experience

More than 80 years of experience have placed JBC at the technological forefront of tools for soldering and rework operations in electronics. Innovation, efficiency and reliability are the key features of a wide range of products which have been designed to satisfy the most demanding requirements of professionals.

High technology, superior quality

Product perfection is one of the main objectives of JBC's improvement and development program. The R&D department has created the most innovative soldering technologies, which JBC is proud to present in this catalogue.



ESD safe

All JBC products comply with CE standards and ESD recommendations.



JBC Soldering SL. reserves the right to update, modify or delete any information without previous notice.

The new generation of JBC

The Excellence range of JBC has become the smartest choice
for professionals in electronics

More **functions**, better **quality** in soldering

The incorporation of the new functions and the possibility to modify more parameters means you can get the best quality results in the soldering joints with graphics in real time, partial counters, tool port monitoring...

From **customizing** to **total control**

Our soldering and rework equipment has a great capacity to suit your needs. You can manage and monitor groups of stations remotely thanks to their multiple connections: USB, LAN, Robot and peripheral modules. It can also store settings which can be easily exported.

The **best support** for your work

Use our innovative applications to complement your work such as the microscope, file storage, unit converter, calculator, video and even an comprehensive station help to assist you at anytime.

Two product lines:

Excellence
range

Excellence **Touch**
range



Features

Excellence
range

TFT Screen
with
capacitive
keyboard



Ref. **DDE, NAE, HDE**

Excellence **Touch**
range

TFT Touch
Screen



Ref. **DME**



Station name	✓	✓
Adjustable sound		✓
Date and time	✓	✓
Screen Calibration		✓
Screensaver		✓
Screen lock		✓
PIN activation	✓	✓



Tool preset	✓	
Cartridge adjustment		✓



Partial counters	✓	✓
------------------	---	---



Peripherals	✓ *	✓
-------------	-----	---



Communications:		
Robot	✓	✓
LAN Ethernet		✓
USB-B	✓	✓
USB-A	✓	✓



Graphics	✓	✓
----------	---	---



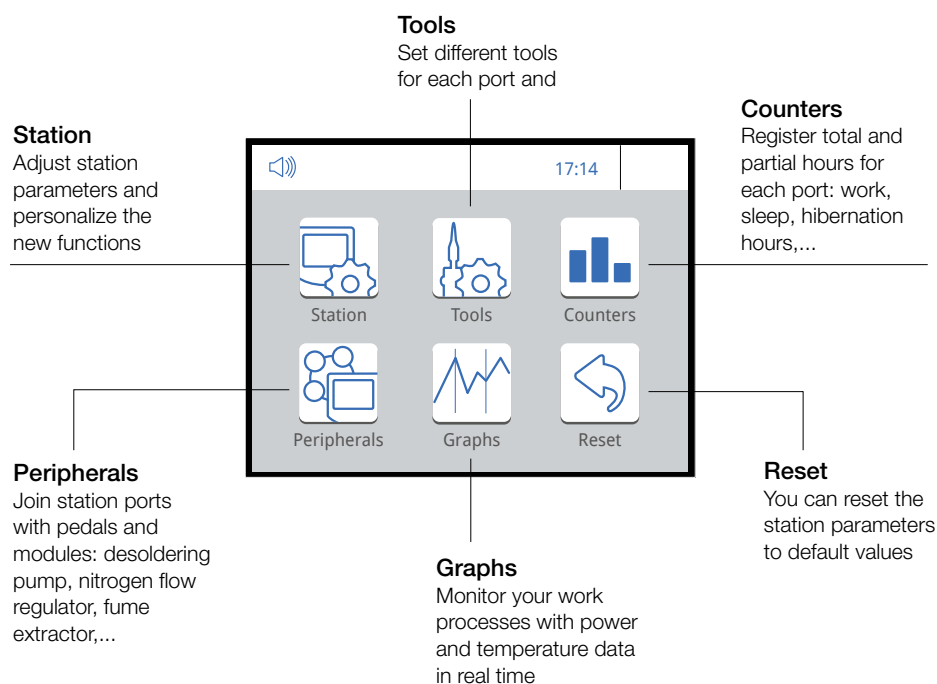

Utilities		✓
-----------	--	---

Reset by menu	✓	✓
Simultaneous control of ports		✓
Complete Help	✓	✓

* NASE / NANE stations can only be joined with the pedal

Excellence range

See for yourself all the benefits



JBC
www.jbctools.com

Adjustable TFT screen



2.8" color display
with capacitive
keyboard facilitates
user interaction

Intuitive Menu

Easy browsing for
working with total
comfort

Quick access

The new interface
provides quick
access to all
parameters



Station customizable

Set the station parameters and personalize the new functions

Name
Assign a name to the station for easy identification

Status Bar
The icons indicate the active functions

PIN
Easily enable or disable the PIN option

Partial reset
Reset to default values of the station (option also included in Tools and Counters menus)

Robot
Enable this option when you connect a robot system to the station via RJ12 connector

Info
Get the technical information of the station

Station	
Name	
Temp. units	°C
Maximum temp.	400°C
Minimum temp.	200°C
Sound	On
Date&Time	
Robot	Off
PIN	Off
Station Reset	
Info	
Back	



Tool Preset

Set the tool before connecting

The stored settings are activated only when the station detects a tool is connected

Tools Port 2-T245

Shows the detected tool and the settings are applied

Tools	
Tool	T245
Temp. adjust	0°C
Temp. level set	On
Sleep delay	0min
Sleep temp	180°C
Hibernation delay	30min
Tool reset	
Back	



Partial Counters

Display the hours worked in each cycle

Partials
Display hours worked in each cycle

Total
Display total hours worked. They can not be reset

Cycles
How many sleep or desoldering cycles were performed partially and totally?

Reset
Reset the partial counters of the station

Ports
Monitor the counters for each port without having to return to the Home screen

Counters		
	Part	Tot
Plug hrs	11	11
Working hrs	0	0
Sleep hrs	3	3
Hiber hrs	7	7
No tools hrs	1	1
Sleep cyc	43	43
Desold cyc	0	2
Partial reset		
Back		

Join station ports with 1 module and 1 pedal

Select the most appropriate peripherals according to your soldering or desoldering needs



Peripherals

Multiple possibilities
for greater
production



**Electric Desoldering
Module**
Ref. **MSE**



**Pneumatic Desoldering
Module**
Ref. **MVE**



**Nitrogen Flow
Regulator**
Ref. **MNE**



**Fume Extractor
Switch**
Ref. **FSE**



Pedal
Ref. **P-005**



Now with the Excellence stations
you can work with up to 4
desoldering irons

Set the working mode of the pedal
to activate a module or the Sleep
feature of the tool



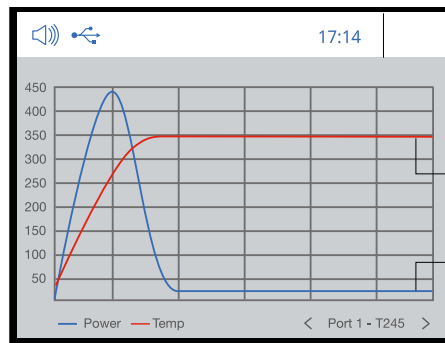
Graphics

Monitor your work with power and temperature data in real time

Analyze graphics from your PC

Analysis of the soldering process

It helps you select the best tip for your work and see the quality of each soldering joint



Temperature

Power (%)

Export graphics

Insert a USB flash drive into the USB-A connector **before starting the graphics** and data will be copied in CSV format.



Robots

Automate the soldering process and control the settings from your Robot

For very repetitive jobs requiring precision



Download the Robot Communication Protocol from www.jbctools.com/jbcsoftware-menu-115.html

Connection
RS-232 / RS-485

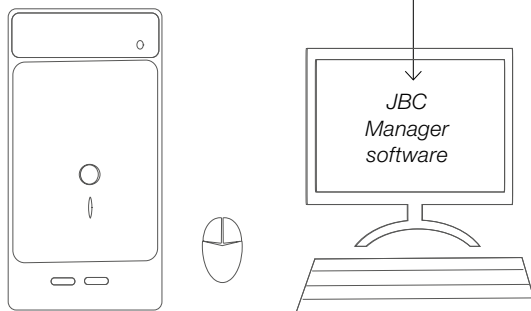


Remote Work Management

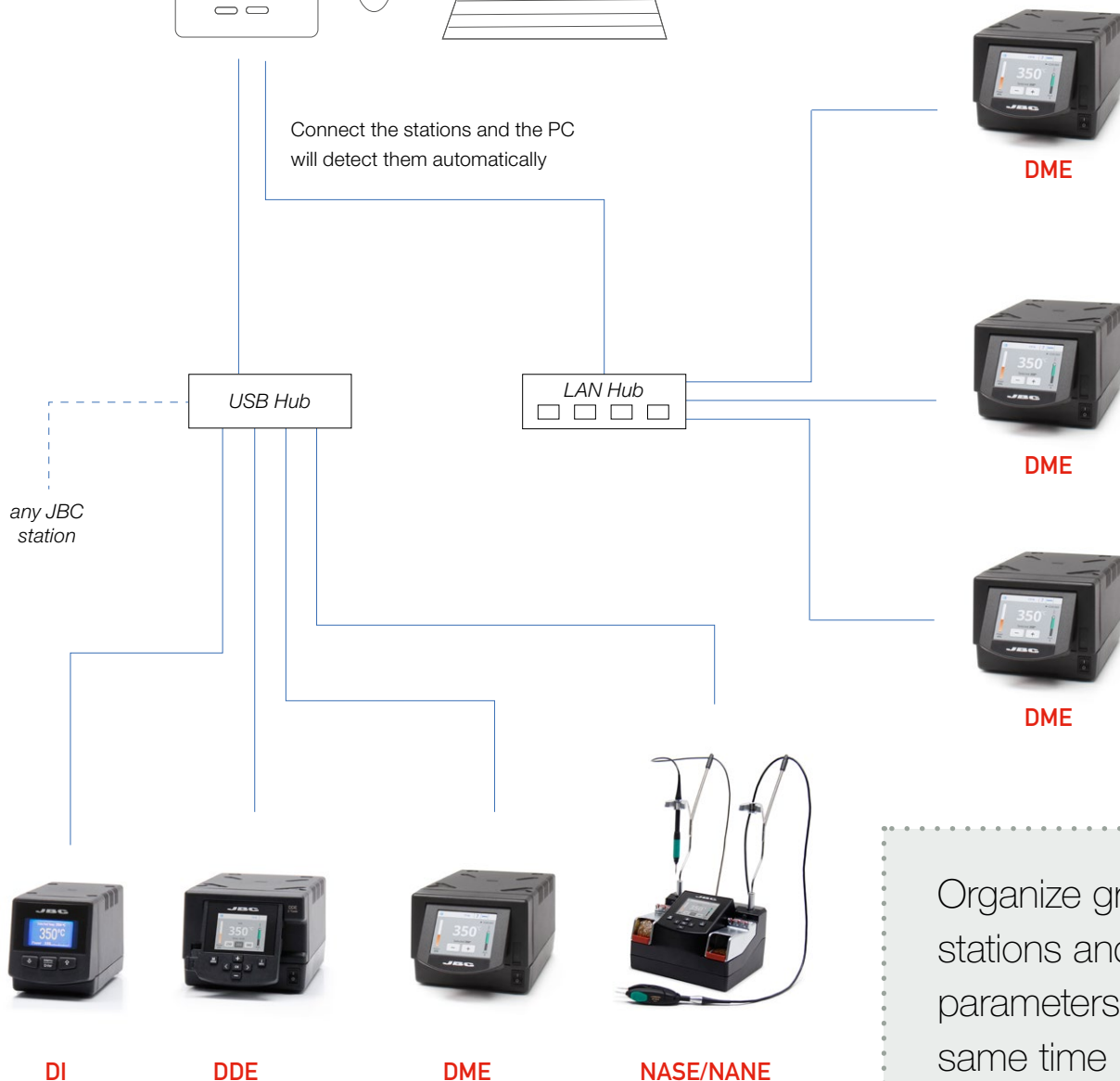
Configure and control all your company's JBC stations via PC



Download the JBC Manager software and the user manual from www.jbctools.com/manager.html



Connect the stations and the PC will detect them automatically



B·Net

your Soldering Net

Centralize the control of your work via USB



DME



DME



DME

Organize groups of stations and set all parameters at the same time

Excellence
range

New stations

Provide you with all the Excellence range features
Compatible with all JBC Tools & Cartridges

Work with 2 tools simultaneously

The station allows a simultaneous connection of 2 tools for soldering or desoldering.

For a basic working system you need 1 tool, 1 stand and 1 cartridge.

Each tool can be joined with **1 pedal** and **1 module** such as the MSE / MVE Desoldering Modules, the KNE Nitrogen Flow Regulator or the FSE Fume extractor.

The user can set **different tools** for each port, even without having to connect them.

DDE · 2 Tools Control Unit

Ref. **DDE-1B** 120 V, **DDE-2B** 230 V, **DDE-9B** 100 V



Software updating

Insert a USB flash drive with the station's latest version.
Download it from www.jbctools.com



Specifications

Dimensions	173 x 282 x 141 mm	Output peak power	150W per tool
Weight	4,3 Kg (9,3 lb)	Temperature range	90 - 450 °C / 190 - 840 °F (±5%)
Idle temp. stability (still air)	±1.5 °C / ±3 °F	Tip to ground voltage	< 2 mV RMS
Ambient operating temp.	10 - 40 °C / 50 - 104 °F	Tip to ground resistance	< 2 ohms
Communication connectors	USB-A / USB-B / Peripherals	Robot connector	RJ12 (RS-232 Protocol)
Voltage	DDE-1B 120V 50/60Hz. Output: 23,5V DDE-2B 230V 50/60Hz. Output: 23,5V DDE-9B 100V 50/60Hz. Output: 23,5V	Fuse	Overload protection DDE-1B 120V 50/60Hz. Input fuse: 4A DDE-2B 230V 50/60Hz. Input fuse: 2A DDE-9B 100V 50/60Hz. Input fuse: 5A

Compatible peripherals

Freely combine modules and pedals to get your complete and personalized set-up

MSE-A · Electric Desoldering Module



MVE-A · Pneumatic Desoldering Module



MNE-A · Nitrogen Flow Regulator



FSE-A · Fume Extractor Switch



P-005 · Pedal



Peripherals adapted
to work **only with**
Excellence stations

Excellence range

The ideal solution
for intensive soldering
jobs requiring
prolonged and high
thermal demands

HDE · Heavy Duty station

Ref. **HDE-1B** 120 V, **HDE-2B** 230 V, **HDE-9B** 100 V

Composition

- HDE Control Unit
- HD-SD Stand
- T470-A General Purpose HD Handle
- CL6166 Tip Cleaner



Specifications

Dimensions	145 x 120 x 225 mm	Output peak power	250 W
Weight	5,9 Kg (13,1 lb)	Temperature range	90 - 500 °C / 190 - 932 °F
Idle temp. stability (still air)	±1.5 °C / ±3 °F	Tip to ground voltage	< 2 mV RMS
Ambient operating temp.	10 - 40 °C / 50 - 104 °F	Tip to ground resistance	< 2 ohms
Communication connectors	USB-A / USB-B / Peripherals	Robot connector	RJ12 (RS-232 Protocol)
Voltage	HDE-1B 120V 50/60Hz. Output: 47V HDE-2B 230V 50/60Hz. Output: 47V HDE-9B 100V 50/60Hz. Output: 47V	Fuse	Overload protection HDE-1B 120V 50/60Hz. Input fuse: 4A HDE-2B 230V 50/60Hz. Input fuse: 2A HDE-9B 100V 50/60Hz. Input fuse: 4A

NASE / NANE · Nano stations

Ref. **NASE-1B** 120 V, **NASE-2B** 230 V, **NASE-9B** 100 V

Ref. **NANE-1B** 120 V, **NANE-2B** 230 V, **NANE-9B** 100 V

The NANE stations are supplied with 2 Nano Purpose Handles



For very small-sized components requiring the highest precision such as chips 0402, 0201,...

P-005 Pedal

Activate the hibernation mode with the pedal. This avoids thermal stress while placing the component on the PCB with the Nano Tweezers.



Cleaning and extraction set (x2)

It consists of a splashguard and an easy extractor, which facilitates single-handed cartridge change.



Specifications

Dimensions	170 x 90 x 135 mm	Output peak power	14 W per tool
Weight	1.8 Kg (4.0 lb)	Temperature range	90 - 450 °C / 190 - 840 °F
Idle temp. stability (still air)	±3 °C / ±5.5 °F	Tip to ground resistance	< 2 ohms
Ambient operating temp.	10 - 40 °C / 50 - 104 °F	Robot connector	RJ12 (RS-232 Protocol)
Communication connectors	USB-A / USB-B	Fuse	Overload protection
Voltage	NAE-1B 120V 50/60Hz. Output: 8.5V NAE-2B 230V 50/60Hz. Output: 8.5V NAE-9B 100V 50/60Hz. Output: 8.5V		NAE-1B 120V 50/60Hz. Input fuse: 0,5A NAE-2B 230V 50/60Hz. Input fuse: 0,2A NAE-9B 100V 50/60Hz. Input fuse: 0,5A

Excellence range

For soldering and desoldering all types of components, SMD, through-hole, pad cleaning,...

DDSE / DDVE · Rework stations

Ref. **DDSE-1B** 120 V, **DDSE-2B** 230 V, **DDSE-9B** 100 V

Ref. **DDVE-1B** 120 V, **DDVE-2B** 230 V, **DDVE-9B** 100 V

Composition

- DDE Control Unit
- AD-SD & DR-SD Stands
- T245-A General Purpose Handle
- DR560 Desoldering Iron
- CL6166 Tip Cleaner
- MSE Electric Desoldering Module (only with DDSE stations)
- MVE Pneumatic Desoldering Module (only with DDVE stations)



Specifications

Dimensions	See individual modules	Output peak power	150 W per tool
Weight	9,1 Kg (20 lb)	Temperature range	90 - 450 °C / 190 - 840 °F
Idle temp. stability (still air)	±1.5 °C / ±3 °F	Tip to ground voltage	< 2 mV RMS
Ambient operating temp.	10 - 40 °C / 50 - 104 °F	Tip to ground resistance	< 2 ohms
Communication connectors	USB-A / USB-B / Peripherals	Robot connector	RJ12 (RS-232 Protocol)
Voltage	DDE-1B 120V 50/60Hz. Output: 23,5V DDE-2B 230V 50/60Hz. Output: 23,5V DDE-9B 100V 50/60Hz. Output: 23,5V	Fuse	Overload protection DDE-1B Input fuse: 4A DDE-2B Input fuse: 2A DDE-9B Input fuse: 5A
Vacuum (MSE)	75% / 570 mmHg / 22.4 inHg	Flow rate	9 SLMP (MSE), 15 SLMP (MVE)
Vacuum at 6 bar (MVE)	90% / 680 mmHg / 26.8 inHg	Air pressure range supply MVE	4-6 bar

RMSE / RMVE · Complete Rework stations

Ref. **RMSE-1C** 120 V, **RMSE-2C** 230 V, **RMSE-9C** 100 V

Ref. **RMVE-1C** 120 V, **RMVE-2C** 230 V, **RMVE-9C** 100 V

Composition

- DDE & JT Control Unit
- AD-SD & DR-SD & JT-SD Stand
- T245-A General Purpose Handle
- DR560 Desoldering Iron
- JT-TA Heater
- CL6166 Tip Cleaner
- Extractor Desk
- MSE Electric Desoldering Module (only with RMSE stations)
- MVE Pneumatic Desoldering Module (only with RMVE stations)

For any kind of
rework job even
using Hot Air with
all the necessary
complements



Specifications

Dimensions	See individual modules	Output peak power	150 W per tool (DDE) / 1000 W (JT)
Weight	14,9 Kg (32.8 lb)	Tip to ground voltage	< 2 mV RMS
Idle temp. stability (still air)	±1.5 °C / ±3 °F (DDE) ±20 °C / ±36 °F (JT)	Temperature range	90 - 450 °C / 190 - 840 °F (DDE) T. amb - 450° C / T. amb - 850 °F (JT)
Ambient operating temp.	10 - 40 °C / 50 - 104 °F	Tip to ground resistance	< 2 ohms
Communication connectors	USB-A / USB-B / Peripherals	Robot connector	RJ12 (RS-232 Protocol)
Voltage	DDE-1B 120V 50/60Hz. Output: 23,5V DDE-2B 230V 50/60Hz. Output: 23,5V DDE-9B 100V 50/60Hz. Output: 23,5V	Fuse	Overload protection DDE-1B Input fuse: 4A, JT-1D 8A. DDE-2B Input fuse: 2A, JT-2D 4A. DDE-9B Input fuse: 5A, JT-9D 8A.
Vacuum (MSE)	75% / 570 mmHg / 22.4 inHg	Flow rate	9 SLMP (MSE), 15 SLMP (MVE)
Vacuum at 6 bar (MVE)	90% / 680 mmHg / 26.8 inHg	Air pressure range supply MVE	4-6 bar

Excellence Touch range

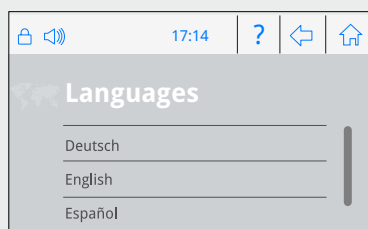
Adjustable TFT Touch screen



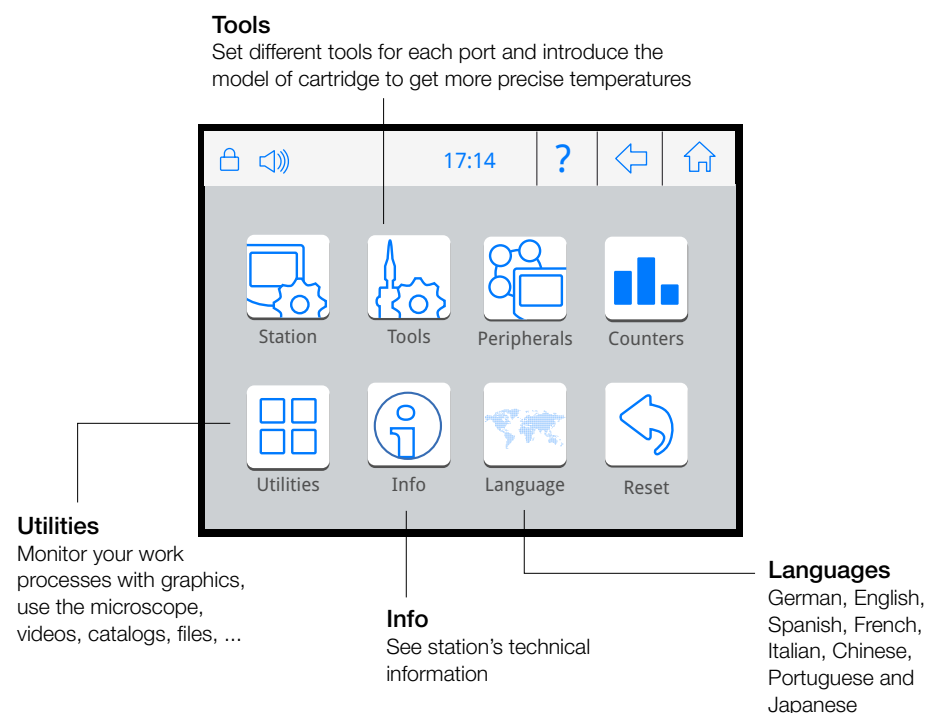
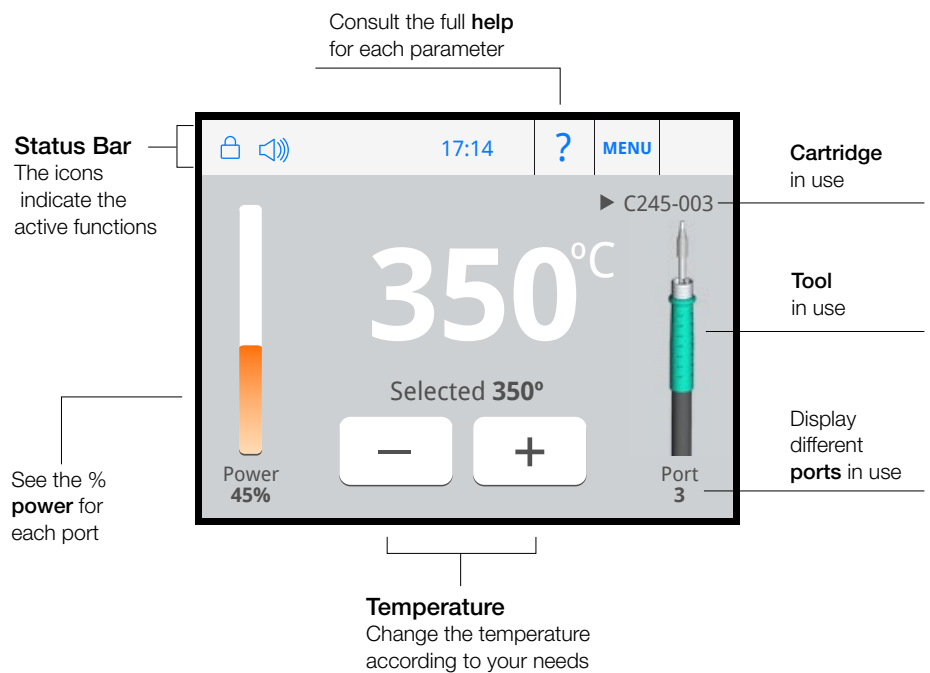
3.5" color display facilitates the user interaction and has an adjustable screen for easy reading

Multi language

Adapt the station to the user with 8 languages to choose from



Discover additional features and applications that the "Touch" line offers






Cartridge Adjustment

The higher the temperature accuracy, the greater the soldering quality

The station provides more precise on temperature readings according to the features of each cartridge



Insert the cartridge model and the station will recognize its characteristics (size and shape) to provide more accurate temperatures

Manage and monitor parameters of your JBC stations from your PC by means of a HUB with different LAN connections.

You can use our JBC Manager software, available on www.jbctools.com



LAN connector

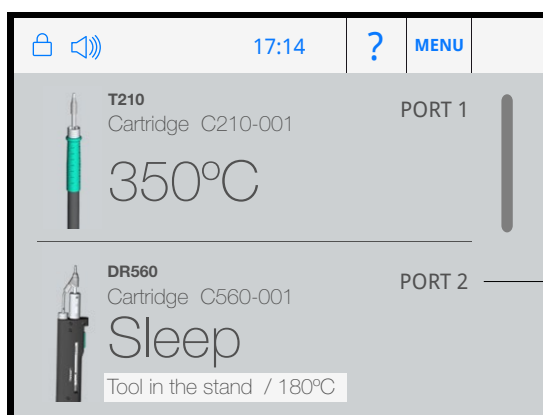
Also features a USB-B connector for smaller distances



LAN connection

Manage stations from a greater distance

You can display the status of all connected tools simultaneously



4 ports display, even those with no tool connected

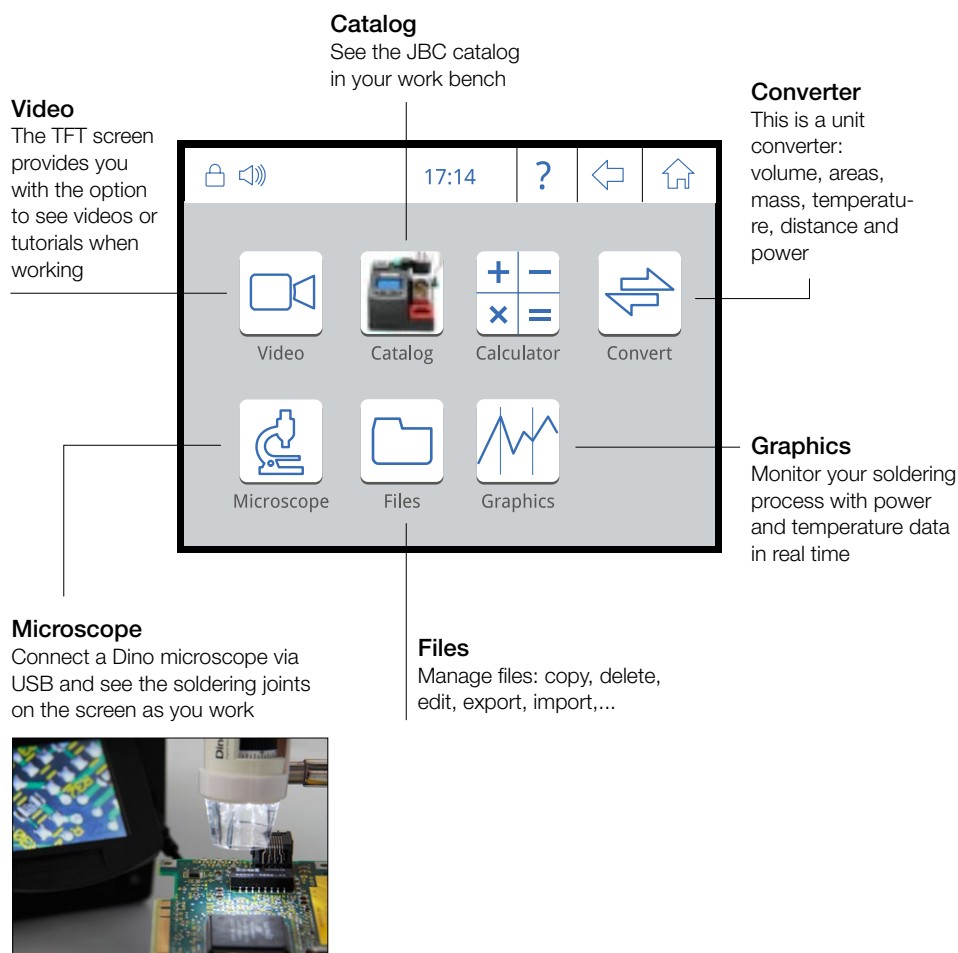
Simultaneous control of ports

All tool status displayed on one screen



Utilities

Multiple additional applications complement and support your work



Your own soldering net

PSE stations allow you to create a personalized network according to your working lines

Single management

Centralize control of 3 PSE in a single DME station

Available soon

Increase x4 your DME possibilities

Work with up to 16 tools simultaneously

4 Tools Control Unit
Ref. **DME**



Power Supply 4 Tools Control Unit
Ref. **PSE**



4 tools



4 tools



4 tools

DME · 4 Tools Control Unit

Ref. **DME-1A** 120 V, **DME-2A** 230 V, **DME-9A** 100 V



Specifications

Dimensions	173 x 282 x 141 mm	Output peak power	160W per tool
Weight	4,3 Kg (9,3 lb)	Temperature range	90 - 450 °C / 190 - 840 °F
Idle temp. stability (still air)	±1.5 °C / ±3 °F	Tip to ground voltage	< 2 mV RMS
Ambient operating temp.	10 - 40 °C / 50 - 104 °F	Tip to ground resistance	< 2 ohms
Communication connectors	USB-A / USB-B / LAN / Peripherals	Robot connector	RJ12 (RS-232 Protocol)
Voltage	DME-1A 120V 50/60Hz. Output: 23,5V DME-2A 230V 50/60Hz. Output: 23,5V DME-9A 100V 50/60Hz. Output: 23,5V	Fuse	Overload protection DME-1A 120V 50/60Hz. Input fuse: 6A DME-2A 230V 50/60Hz. Input fuse: 3.15A DME-9A 100V 50/60Hz. Input fuse: 8A

Available soon

PSE · Power Supply 4 Tools Control Unit

Ref. **PSE-1A** 120 V, **PSE-2A** 230 V, **PSE-9A** 100 V



Work with **4 tools** simultaneously

The station allows a simultaneous connection of 4 tools for **soldering** or **desoldering**.

For a basic working system you need 1 tool, 1 stand and 1 cartridge. In addition, each tool can be joined with **1 pedal** and **1 module** such as the MSE / MVE Desoldering Modules, the KNE Nitrogen Flow Regulator or the FSE Fume Extractor.

It works with **DME** stations

The station, which is connected and controlled by a DME station, allows simultaneous connection of 4 tools for **soldering** or **desoldering**.

For a basic working system you need 1 tool, 1 stand and 1 cartridge.

In addition, each tool can be joined with **1 pedal** and **1 module** such as the MSE / MVE Desoldering Modules, the KNE Nitrogen Flow Regulator or the FSE Fume Extractor.

Infrared is the most
advanced, efficient
and **cost-effective**
technology to
preheat PCBs.

**Reduces
risk of thermal
stress**

Turn your equipment into a complete solution


PHS-K · IR Preheater Set

Ref. **PHS-1KB** 120 V, **PHS-2KB** 230 V, **PHS-9KB** 100 V

Composition

- PHS Heater Unit
- PHS Console for process control
- PHS-SA PCB Support
- PH218 Thermocouple Type K
- PH217 Kapton tape

Versatile and adjustable
support to suit any size and
shape of PCB



**Automatic Tip
cleaners** improve
thermal transfer in
only **1 second**

Save space
and **avoid solder
splashing**

Junior Tip Cleaner

Ref. **CLMS-A**



Two modes of operation

The motorized
brushes start
by pressing
the button or
by selecting
the continuous
mode



Senior Tip Cleaner

Ref. **CLMB-A**

Sensors



Vertical access

This alternative
position facilitates
working with
robots.

